



# New Classe 100

NOW THE STANDARD  
IS CONNECTED



# Classe 100

New range of video indoor units



Classe 100X16E

**THE CONNECTED SOLUTION**



Classe 100V16E

**THE VILLA SOLUTION**



Classe 100V16B

**THE BUILDING HANDS-FREE SOLUTION**



Classe 100V16M

**THE BUILDING HANDSET SOLUTION**



# New range of audio indoor units

Classe 100A16M

**THE HANDSET  
SOLUTION**

Classe 100A16E

**THE HANDSFREE  
SOLUTION**





#### Classe 100X16E

Eliot is the BTicino program dedicated to connected objects (Internet of things) which identifies all those products or systems which, because they can connect to the Cloud, give added value in terms of functionality, information, interactions with the environment and use.



# Now the standard is connected

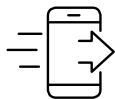
BTicino renews the range of **Classe 100** indoor units by introducing Wi-Fi connectivity in the standard video door entry system offer. The result is a range of video and audio indoor units with a modern and elegant design, capable of meeting all installation needs.



**Built-in connectivity** for constant connection with the home.

22  
apt

Up to **22 apartments** without dedicated power supply.



Immediate association with the **Door Entry CLASSE 100X App**.



**Ideal for the refurbishment** of old door entry systems.



**No extra** work for the installer; **easier to use** for the end user.



After being connected to **Classe 100X**, the smartphone becomes an “additional virtual video indoor unit” that can be used to answer calls, activate the opening of the door locks and activate the system cameras.



**Maximum freedom.  
Always at ease, also  
when away from the home.**

Thanks to the **built-in Wi-Fi connectivity**, Classe 100X gives the possibility of managing various functions quickly and safely using the smartphone.



**Full screen,  
compact view.**

The **5" display** always ensures great visibility, irrespective of the type of installation.

## Thin and minimal.

Modern design combined with **small thickness, lightness and solidity**: this is the characteristic design of the new Classe 100.

## Integration between physical and digital controls for better user experience.

**New tilting control** to answer and end the call, together with a range of touch controls for other functions.



# App Functions



**Answer the call  
comfortably from your  
home sofa**

Absolute freedom of movement  
inside your home.  
You can answer the video door entry call  
from any room of your home.



---

## Answer all the calls from anywhere in the world

When you are out, on holiday, in the office, you can answer the video door entry call wherever you are.

---



---

## Open the home gate

You return home by car and cannot find your gate radio control? No problem, you can open the gate with your smartphone.

---



---

## Switch on the lights or water the garden

Even when you are out or on holiday, you can comfortably activate the garden watering and switch the lights on directly from your smartphone.

---



---

## See what is happening outside the home

More security for your home. Using your smartphone you can activate the external and internal cameras connected to your video door entry system

---



---

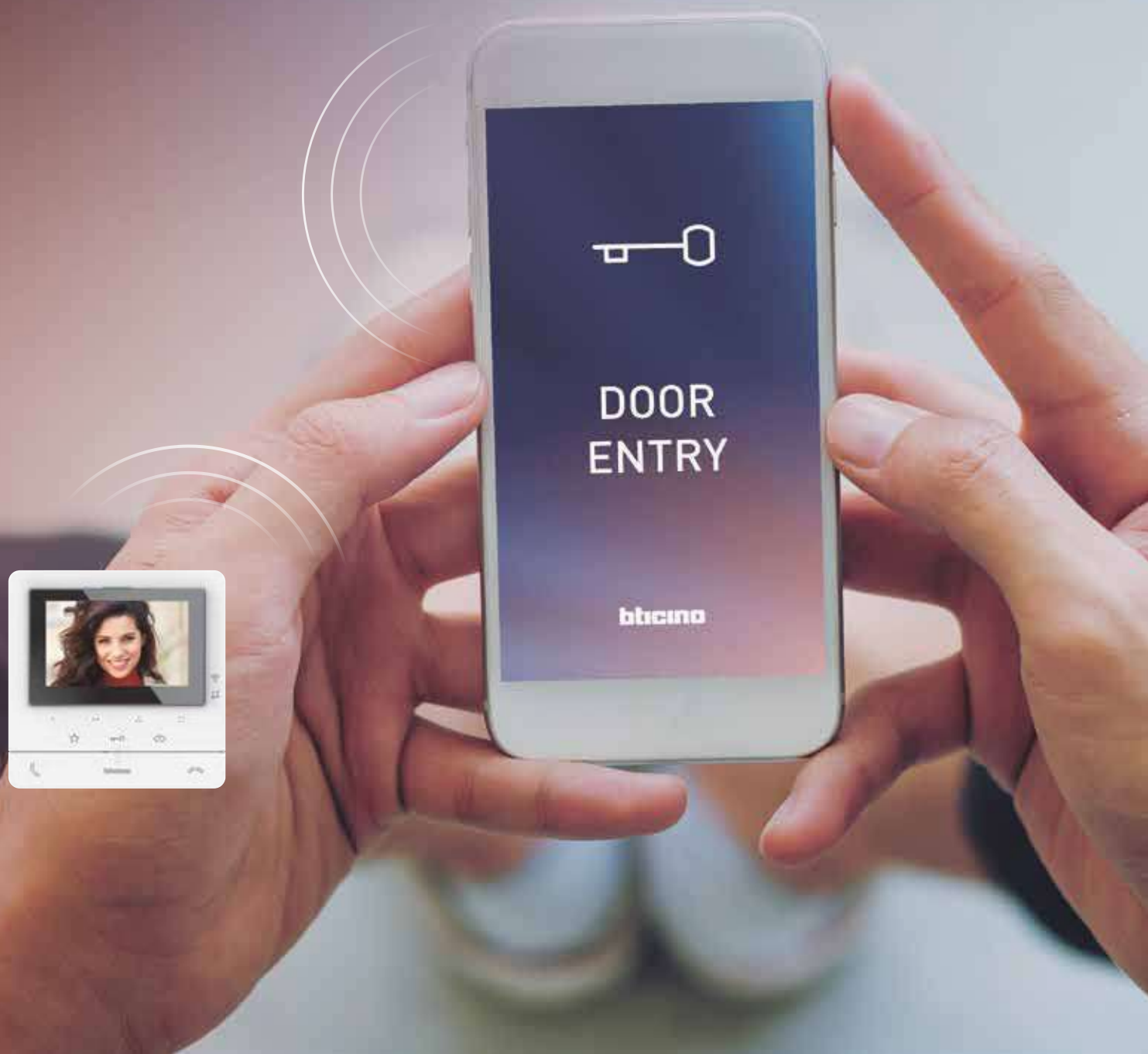
## Call home directly

Always keep in touch with anyone at home. The smartphone is an intercommunicating terminal with your video indoor unit.

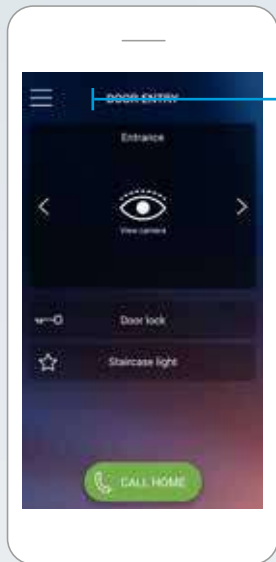
---

# Door Entry App Classe 100X

Conceived for easy daily use



**HOME PAGE SCREEN**



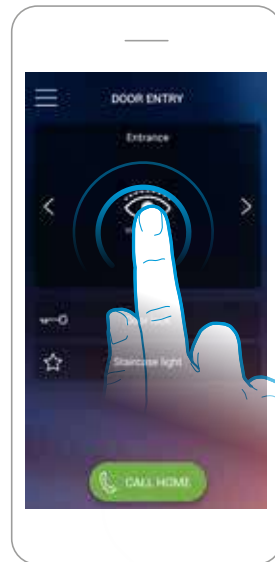
App settings

Camera display

Door lock management

Call home directly

**CAMERA ACTIVATION SCREEN**



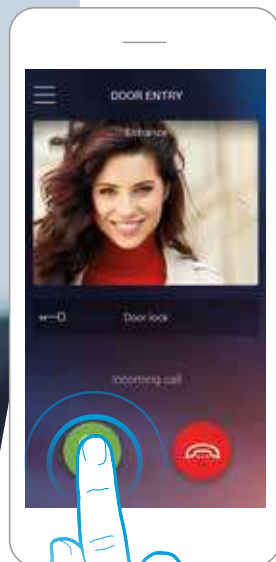
**A simple touch for the end user**

**DOOR ENTRY** is the App which allows, using the smartphone, to manage the video indoor unit calls locally and remotely or with a simple touch.

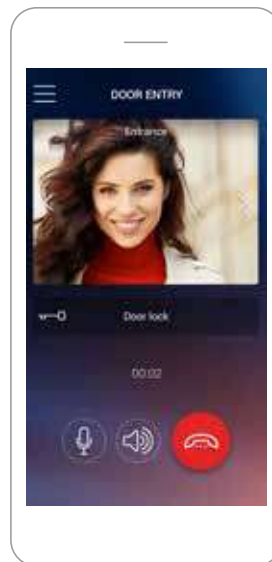
- open the gate,
- activate cameras,
- switch on the timed lights in the garden.



Select the camera and press to activate it



Answering the indoor unit is as easy as answering a normal telephone call



Call in progress



To open the door slide the key to the right – you will avoid opening the door accidentally

# Immediately connected and configured



After installing the App, a **guided procedure allows the association** between smartphone and Classe 100X16E in few steps.

1.



After the account has been created, go to the SETTINGS menu and select "CONFIGURATION".

2.




Using the smartphone, scan the QR Code that will appear on the video indoor unit screen.

3.



Select the home Wi-Fi network

4.



Once the password of the Wi-Fi network is entered, the App will search for the Classe 100 and will connect automatically, self-configuring.



The connection to the dedicated Cloud totally and safely automates the configuration on the home network (you do NOT need to configure your router). The video indoor unit transfers all the configuration of the 2 wires video door entry system (cameras, door locks, activations etc.) to the App. From Smartphone, using the App, you can always display the mobile devices associated to it and decide which to disconnect or cancel at any time.



**BTICINO**  
Classe 100X

Open at integration  
with connected  
devices,  
to extend your  
user experience.



Video internal unit compatible  
with the NETATMO Smart Indoor  
and Smart Outdoor cameras.

# CONNECTED AND INTEROPERABLE

The integration with NETATMO Smart Indoor and Smart Outdoor cameras, simplifies and enhances the control and security of your home. You will be able to view the video of both your cameras BTicino and Netatmo, answers the courier who rings your internal unit and checks that he actually delivers the package you are waiting for.

All this is now possible by one App:  
**DOOR ENTRY CLASSE 100X.**



**BTICINO**  
Door Entry  
CLASSE 100X App

DO YOU WANT TO KNOW MORE?

Go to the site [www.bticino.com](http://www.bticino.com)



**NETATMO**  
Smart Indoor camera



By installing or updating the **DOOR ENTRY CLASSE 100X App** on your smartphone, you can connect and view the images of Netatmo cameras on your video internal unit, both in new and existing systems.  
**No additional wiring / accessory is required:** the association is done directly from the App in a few simple guided steps.



**NETATMO**  
Smart Outdoor camera

DO YOU WANT TO KNOW MORE? Go to the site [www.netatmo.com](http://www.netatmo.com)

# EXAMPLES OF INTEGRATION AND USE OF CLASSE 100X WITH NETATMO CAMERAS



**NETATMO**  
Smart Outdoor  
Camera

Directly from the DOOR ENTRY APP, in addition to the camera(s) and external pushbutton panel, it also displays the extra NETATMO Wi-Fi cameras.

**1.** The DOOR ENTRY APP displays the NETATMO camera pictures

1. 2. 3. 4.



**NETATMO**  
Smart Indoor  
Camera

Thanks to the face-recognition technology, the NETATMO camera can recognise your children and report the information on the DOOR ENTRY APP.

**3.** It displays whether your son has come home from school

1. 2. 3.

**2.** Displays the actual delivery of the packages once the gate has been opened for the courier

1. Hello, I have a package to deliver.

2. Hello, leave it in the garden in front of the house entrance. Thank you.

3.

4.

5.

**4.** You can choose not to open remotely if there is already someone in the house.

1. Hi, I'm home.

2.

3. Maria

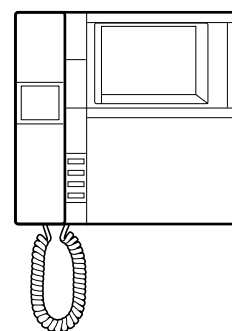
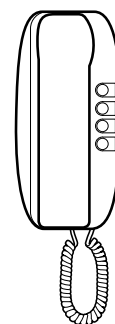
4. Maria is at home .... let her answer the call.

5.

6. CLACK

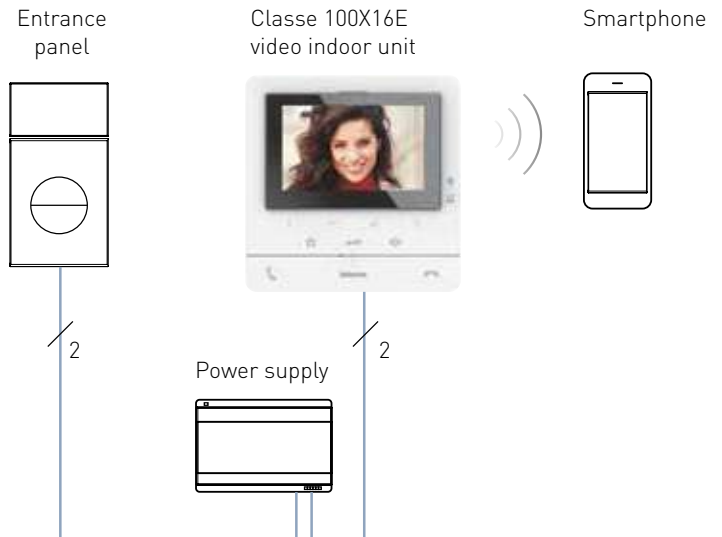
# Perfect for renovations

In existing 2 WIRES systems you can update and replace your old indoor unit or video indoor unit with CLASSE 100X16E. Thanks to the Wi-Fi connectivity you do not even need extra wiring.



# Classe 100X16E is the best solution available for renewing indoor unit

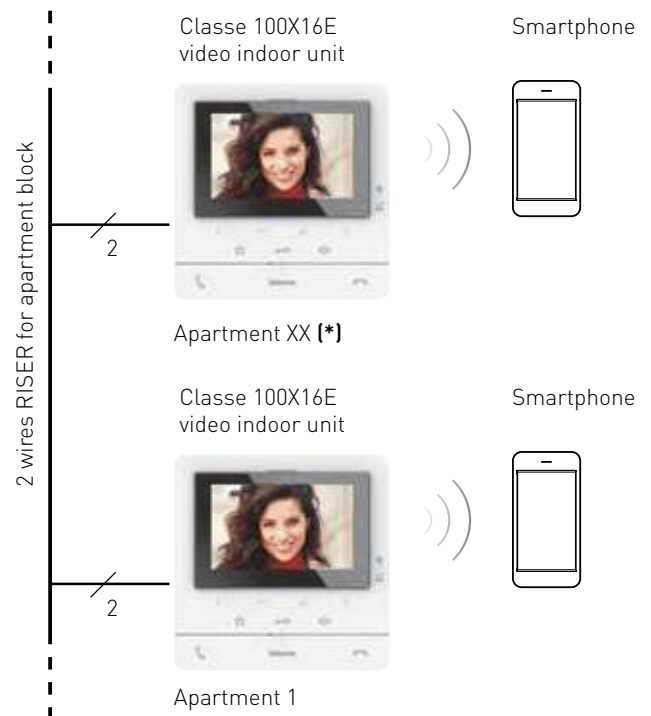
## For the villa or for one&two-family context



**Built-in connectivity** for constant connection with the home.

**No extra work** for the installer; **easier to use** for the end user.

## For apartment block or multi-family context



**Built-in connectivity** for constant connection with the home.

Up to **22 apartments** without dedicated power supply.

**No extra work** for the installer; **easier to use** for the end user.

**[\*] NOTE:** for the sizing of multi-family systems refer to the General Installation Standards of the 2 Wires System Technical Guide.

# Replacing the old BTicino video indoor unit with the connected **Classe 100** is simple and advantageous:

**1** Remove the old 2 wires BTicino video indoor unit.



**2** The new connected CLASSE 100 is installed **without the need for additional devices and/or wiring.** (Also in apartment complexes with up to 22 apartments).



## COMPATIBLE DEVICES:



PIVOT



POLYX



SWING




CLASSE 100



NIGHTER/WHICE  
VIDEO STATION




VIDEO  
DISPLAY



BTicino 2 wires video indoor units have standard plug-in SCS BUS clamps: **maximum simplicity.**

## Aesthetic and functional upgrade

**3** After installation, the new CONNECTED CLASSE 100 is associated to the Door Entry App, immediately making the **video door entry system functions** of your system available wherever you are **through your smartphone**.



**No extra work** for the installer;  
**easier to use** for the end user.



# The new Classe 100 range

From connected video version to audio version:  
The range available is very wide, **for everyone and for all needs.**

Classe 100  
X16E



344682

The connected  
solution for all

Classe 100  
V16E



344672

The perfect villa solution that  
ensures **maximum functional**  
flexibility

Classe 100  
V16B



344652

The hands-free solution for  
**multi dwelling buildings**

Classe 100  
V16M



344625

The handset solution for  
**multi dwelling buildings**

Classe 100  
A16E



344282

The handsfree  
audio **solution**

Classe 100  
A16M



344292

The **handset**  
audio solution



Wall-mounted installation



Wall-mounted installation

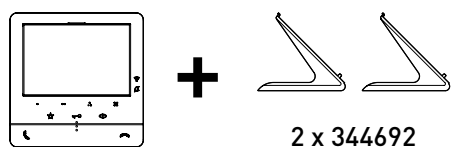


Tabletop installation

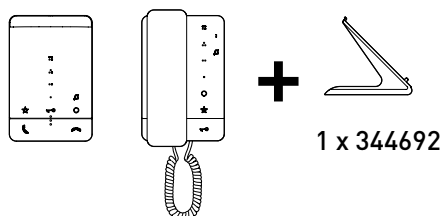


Wall mounted installation (with the bracket supplied) and tabletop installation with support **344692** (to be purchased separately):

**VIDEO HANDS-FREE INDOOR UNITS**



**AUDIO INDOOR UNITS**



# CLASSE 100

## Front view

### Touch sensitive controls



Door lock activation



Entrance panel/camera scrolling activation



Staircase light activation



Customisable controls for the activation of accessory functions (e.g. intercom, activation of additional door lock, various activations)

### Physical control

Enable the handsfree communication

Tactile guide

### LED notifications



Wi-Fi Connection



Ringtone exclusion

### Physical control

Disable the handsfree communication



## Rear view

Plug-in connectors with screw clamps for connections

Adjustment and programming menu access and navigation joystick

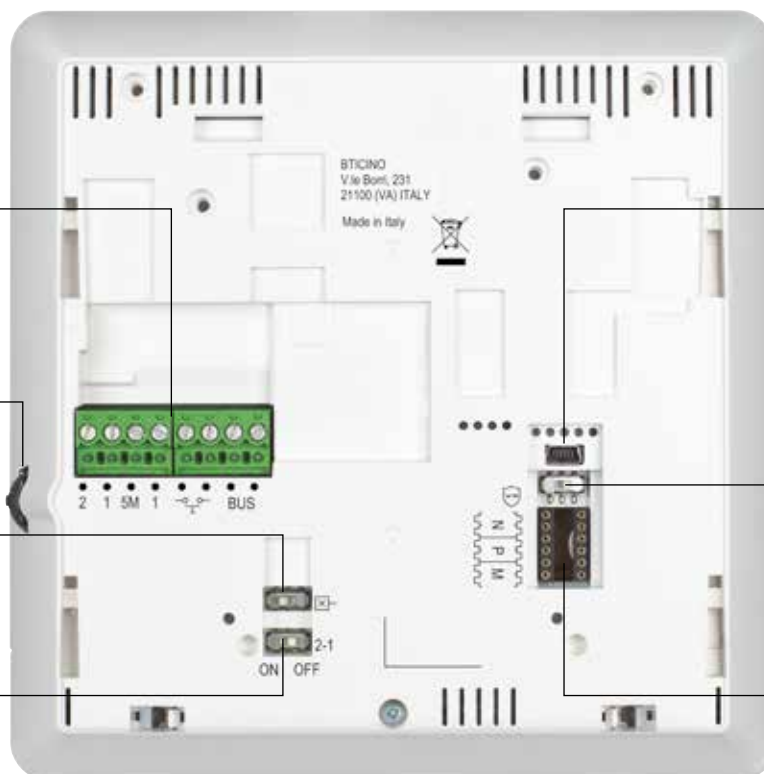
Line termination ON/OFF micro-switch

ON / OFF micro switch to enable the additional power supply

USB mini socket for firmware update

ON / OFF micro switch to enable the Safe Door Lock function

Configurator socket



# Features and functions

	Classe 100 X16E	Classe 100 V16E	Classe 100 V16B	Classe 100 V16M	Classe 100 A16E	Classe 100 A16M
	344682	344672	344652	344625	344282	344292

## FEATURES

LCD colour display	5 inches	5 inches	5 inches	4.3 inches		
Handsfree	●	●	●		●	
Finish	white	white	white	white	white	white
Available in KIT	364614	364612	364613		364232	364231
Installation	wall / table	wall / table	wall / table	wall	wall / table	wall / table

## AVAILABLE FUNCTIONS FROM AUDIO / VIDEO INDOOR UNIT

Door lock activation	●	●	●	●	●	●
Staircase light activation	●	●	●	●	●	●
EP / Scrolling activation	●	●	●	●	●	●
Intercom (1)	●	●	●	●	●	●
Inductive loop (2)	●	●				
Floor call	●	●	●	●	●	●
No. of configurable keys	4	4	1	1	4	4
No. of available ringtones	20	16	16	16	16	16
Professional Studio (Office)	●	●			●	●
Wi-Fi connectivity	●					

## AVAILABLE FUNCTIONS FROM DOOR ENTRY APP

Answer video door entry system calls	●					
Door lock activation	●					
Staircase light activation	●					
Intercom call from smartphone to video indoor unit	●					
Netatmo Smart cameras interoperability	●					
EP / Scrolling activation	●					

1) Audio call, max. 3 minutes, between indoor units of the same apartment/different apartments  
 2) Use by people wearing hearing aids fitted with T selector

# CLASSE 100

## Catalogue



344682



Door Entry  
CLASSE 100X App



344672



344652



344625

Item	CLASSE 100X16E CONNECTED VIDEO INDOOR UNIT
<b>344682</b>	<p>2 WIRES/Wi-Fi handsfree connected video indoor unit with inductive loop and 5" colour LCD display</p> <p>It has 2 physical keys for the control of the main video door entry functions – answer and end a call – it has 3 touch keys for the control of the main functions – door lock release, staircase light control and entrance panel activation/scrolling – there are further 4 configurable touch keys that perform different functions – e.g. intercom, additional door lock activation, generic activations.</p> <p>The device has a side lever to adjust: colour, brightness and display contrast, audio volume, call tone volume and Wi-Fi configuration.</p> <p>There are call exclusion notification LEDs and Wi-Fi. Also, thanks to the Wi-Fi connection, you can associate the video indoor unit to the Door Entry App (available for Android and iOS). You can manage the main video indoor unit functions (receiving calls, opening the door lock, activating the entrance panel/scrolling, firmware updating and additional activations) from the App. Netatmo Smart Outdoor &amp; Smart Indoor cameras interoperability.</p> <p>The installation can be made to the wall using the bracket (supplied) or using table support accessories (2 x 344692) – to be purchased separately.</p> <p>The device also has Professional Studio (Office) function and must be configured.</p>

Item	CLASSE 100V16B VIDEO INDOOR UNIT
<b>344652</b>	<p>2 WIRES handsfree video indoor unit with 5" colour LCD display. The device has 2 physical keys for the control of the main video door entry functions – answer and end a call – and 3 touch keys that allow the door lock release, the entrance panel activation/scrolling and the customisation of a most frequently used quick action – e.g. staircase light control, intercom, additional door lock activation, generic activations. The device has a side lever to adjust: colour, brightness and display contrast, audio and call tone volume. There is a call exclusion notification LED.</p> <p>The installation can be made to the wall using the bracket (supplied) or using table support accessories (2 x 344692) – to be purchased separately. The device must be configured.</p>

Item	CLASSE 100V16E VIDEO INDOOR UNIT
<b>344672</b>	<p>2 WIRES handsfree video indoor unit, with inductive loop and 5" colour LCD display It has 2 physical keys for the control of the main video door entry functions – answer and end a call – it has 3 touch keys for the control of the main functions – door lock release, staircase light control and entrance panel activation/scrolling – there are further 4 configurable touch keys that perform different functions – e.g. intercom, additional door lock activation, generic activations.</p> <p>The video indoor unit has a side lever to adjust: colour, brightness and display contrast, audio and call tone volume. There is a call exclusion notification LED. The installation can be made to the wall using the bracket (supplied) or using table support accessories (2 x 344692) – to be purchased separately. The device also has Professional Studio (Office) function and must be configured.</p>

Item	CLASSE 100V16M VIDEO INDOOR UNIT
<b>344625</b>	<p>2 WIRES video indoor unit with handset and 4.3" colour LCD display, suitable for wall mounting installation (bracket support included). The device has three touch keys that allows : door lock release, entrance panel camera activation/scrolling and customization of an auxiliary function – e.g. additional door lock activation, additional camera activation.</p> <p>Side easily accessible and independent regulations for : call volume / ringtone exclusion (with notification LED), display colour and brightness. The handset has magnets for easy holding.</p>



344282



344292



344692



336803



336982



346020

Item	CLASSE 100A16E HANDSFREE AUDIO INDOOR UNIT
<b>344282</b>	<p>2 WIRES handsfree audio indoor unit for wall mounted or table installation.</p> <p>It has 2 physical keys for the control of the main functions – answer and end a call – and has 3 touch keys for the control of the main functions – door lock release, staircase light control and entrance panel activation/scrolling – there are further 4 configurable touch keys that perform different functions – e.g. intercom, additional door lock activation, generic activations. The device has a side lever to adjust the audio volume and call tone and a call exclusion notification LED. The installation can be made to the wall using the bracket (supplied) or using table support accessory (1 x 344692) – to be purchased separately. The device also has Professional Studio (Office) function and must be configured.</p>

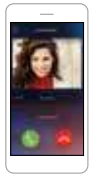
Item	CLASSE 100A16M AUDIO INDOOR UNIT WITH HANDSET
<b>344292</b>	<p>2 WIRES audio indoor unit with handset for wall mounted or table installation. It has 3 touch keys for the control of the main functions – door lock release, staircase light control and entrance panel activation/scrolling – there are further 4 configurable touch keys that perform different functions – e.g. intercom, additional door lock activation, generic activations. Ringtone volume adjustment (with call exclusion) using the appropriate selector. The installation can be made to the wall using the bracket (supplied) or using table support accessory (1 x 344692) – to be purchased separately. The device also has Professional Studio (Office) function and must be configured.</p>

Item	ACCESSORIES - TABLE SUPPORT - CABLE - SOCKETS
<b>344692</b>	Table support accessory for CLASSE 100 audio and video hands-free indoor units.
<b>336803</b>	8-way cable with connector for tabletop support connection.
<b>336982</b>	<p>White Livinglight series 8-pole plug for the connection of the 336803 cable in tabletop installations.</p> <p>The socket is available also in the following finishings:</p> <ul style="list-style-type: none"> <li>- LIVINGLIGHT (336983 - 336984);</li> <li>- AXOLUTE (349414 - 349415 - 349418);</li> <li>- MATIX (336985).</li> </ul>

Item	2 DIN ADDITIONAL POWER SUPPLY
<b>346020</b>	Additional 2 DIN power supply to be used for the local power supply to connected CLASSE 100x16E (344682) video indoor units in multi-family systems in complexes with more than 22 apartments.

# CLASSE 100

## Video KIT



Door Entry  
CLASSE 100X App



364614



364612

**Item**      **CLASSE 100X16E - LINEA 3000 CONNECTED VIDEO KIT**

**364614**      One-family handsfree kit with: CLASSE 100X16E Wi-Fi connected video indoor unit, handsfree function, inductive loop, 5" LCD display; LINEA 3000 pushbutton panel with zamak front cover, wide angle colour camera, proximity reader and with a set of coloured key cards and two clear discs for door lock release. Can be configured for one-family and two-family installations. It can manage a maximum of 20 key cards (125 KHz) for the electric door lock release (including the one for the system management). Nameplate lit by white LED. Can be wall or flush installed with specific accessories: (350020) flush mounted box and (343061) flush mounted accessory - to be purchased separately. Can be fitted with rainshield (343051)- to be purchased separately. The pushbutton panel has a protection index IP54- protection index against mechanical impact IK10. The video indoor unit has inductive loop function (to enable use by people wearing hearing aids fitted with T selector). It has 2 physical keys for the control of the main functions – answer and end a call – and has 3 touch keys for the control of the main functions – door lock release, staircase light control and entrance panel activation/scrolling – there are further 4 configurable touch keys that perform different functions – e.g. intercom, additional door lock activation, generic activations. It has a side lever to adjust: colour, brightness and display contrast, audio volume, call tone volume and Wi-Fi configuration. There are call exclusion notification LEDs and Wi-Fi. Also, thanks to the Wi-Fi connection, you can associate the video indoor unit to the Door Entry App (available for Android and iOS). You can manage the main video indoor unit functions (receiving calls, opening the door lock, activating the entrance panel/scrolling, firmware updating and additional activations) from the App. The installation can be made to the wall using the bracket supplied or using table support accessories (2 x 344692) – to be purchased separately. The device also has Professional Studio (Office) function and must be configured.

**Item**      **CLASSE 100V16E - LINEA 3000 VIDEO KIT**

**364612**      One-family handsfree kit with CLASSE 100V16E video indoor unit and LINEA 3000 pushbutton panel with zamak front cover and wide angle colour camera. Can be configured for one-family or two-family installations. Nameplate lit by white LED. Can be wall or flush installed with specific accessories: (350020) flush mounted box with (343061) flush mounted accessory - to be purchased separately. Can be fitted with rainshield (343051) – to be purchased separately. The pushbutton panel has a protection index IP54 - protection index against mechanical impact IK10. The video indoor unit has 5" LCD display and Inductive Loop function (to enable use by people wearing hearing aids fitted with T selector). It has 2 physical keys for the control of the main functions – answer and end a call – and has 3 touch keys for the control of the main functions – door lock release, staircase light control and entrance panel activation/scrolling – there are further 4 configurable touch keys that perform different functions – e.g. intercom, additional door lock activation, generic activations. Wall mounted installation with the bracket supplied or table installation with support accessories (2 x 344692) - to be purchased separately. The device also has Professional Studio (Office) function and must be configured.



364613

Item **CLASSE 100V16B - LINEA 2000 ONE-FAMILY BASIC VIDEO KIT**

**364613** One-family handsfree video kit consisting of: CLASSE 100V16B video indoor unit, LINEA 2000 pushbutton panel with colour camera and 1 call pushbutton. The push-button panel has a protection index against mechanical impact IK07 and protection index IP54. The video indoor unit has 2 physical keys for the control of the main video door entry functions – answer and end a call – and 3 touch keys that allow the door lock release, the entrance panel activation/scrolling and the customisation of a most frequently used quick action – e.g. staircase light control, intercom, additional door lock activation, generic activations. The video indoor unit has a 5" colour LCD display and a side lever to adjust: colour, brightness and display contrast, audio and call tone volume. There is a call exclusion notification LED. Wall mounted installation with the bracket supplied or table installation with support accessories (2 x 344692) - to be purchased separately.

# CLASSE 100

## Audio KIT



364232

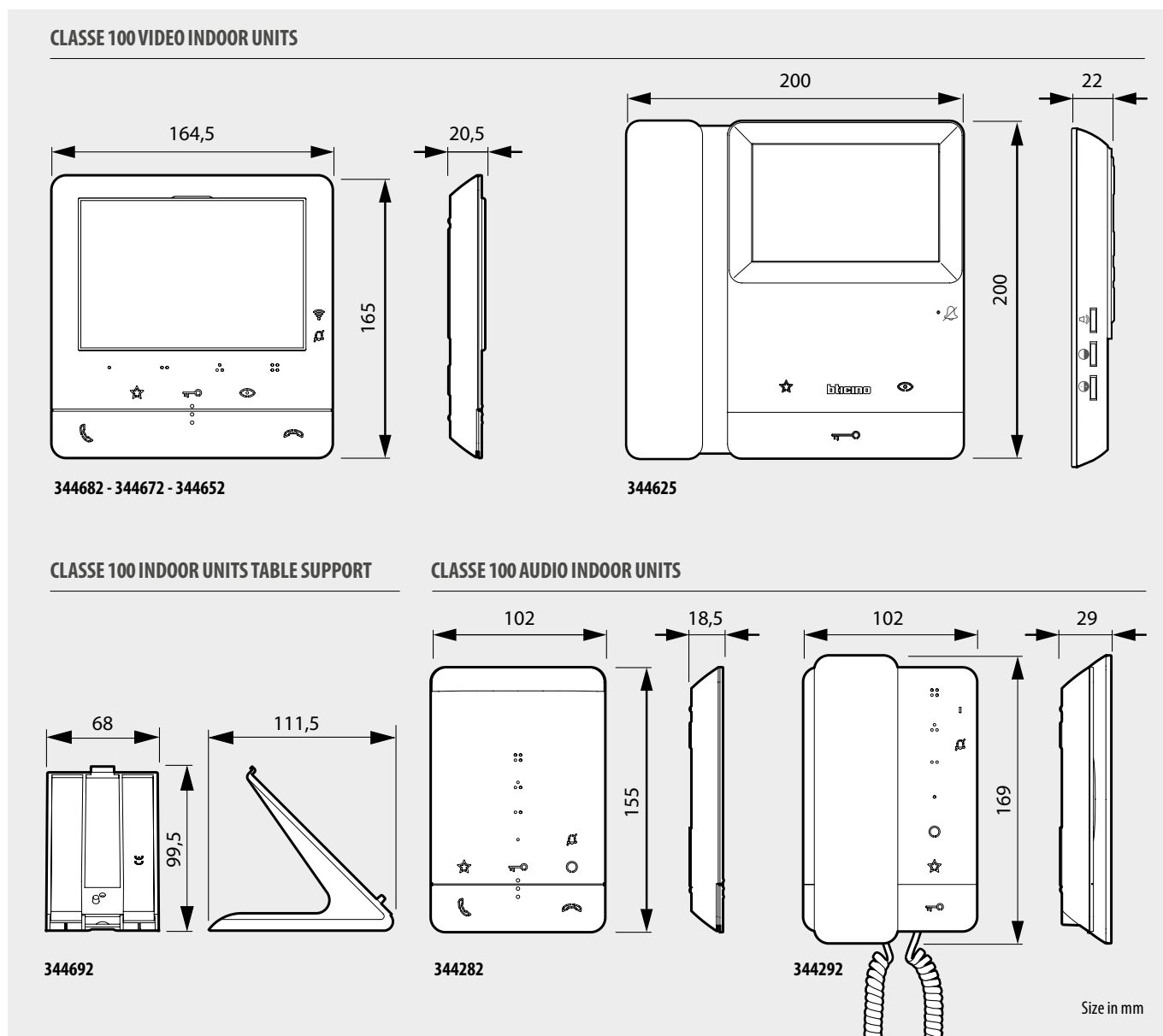


364231

Item	CLASSE 100A16E - LINEA 3000 HANDSFREE AUDIO KIT
<b>364232</b>	<p>One-family handsfree kit with CLASSE 100A16E audio indoor unit and LINEA 3000 pushbutton panel with zamak front cover. Can be configured for one-family or two-family installations. Nameplate lit by white LED. Can be wall or flush installed with specific accessories: (350020) flush mounted box with (343061) flush mounted accessory - to be purchased separately. Can be fitted with rainshield (343051) – to be purchased separately.</p> <p>The pushbutton panel has a protection index IP54 - protection index against mechanical impact IK10. The indoor unit has 2 physical keys for the control of the main door entry functions – answer and end a call – and has 3 touch keys for the control of the main functions – door lock release, staircase light control and entrance panel activation/scrolling – there are further 4 configurable touch keys that perform different functions – e.g. intercom, additional door lock activation, generic activations. Ringtone volume adjustment (with call exclusion) using the appropriate selector.</p> <p>The installation can be made to the wall using the bracket supplied or using table support accessory (1 x 344692) – to be purchased separately. The device also has Professional Studio (Office) function and must be configured.</p>

Item	CLASSE 100A16M - LINEA 3000 AUDIO KIT WITH HANDSET
<b>364231</b>	<p>One-family audio kit with CLASSE 100A16M audio indoor unit and LINEA 3000 pushbutton panel with zamak front cover. Can be configured for one-family or two-family installations. Nameplate lit by white LED.</p> <p>Can be wall or flush installed with specific accessories: (350020) flush mounted box with (343061) flush mounted accessory – to be purchased separately. Can be fitted with rainshield (343051) – to be purchased separately.</p> <p>The pushbutton panel has a protection index IP54 - protection index against mechanical impact IK10. The audio indoor unit has 3 touch keys for the control of the main functions – door lock release, staircase light control and entrance panel activation/scrolling – there are further 4 configurable touch keys that perform different functions – e.g. intercom, additional door lock activation, generic activations. Ringtone volume adjustment (with call exclusion) using the appropriate selector.</p> <p>The installation can be made to the wall using the bracket supplied or using table support accessory (1 x 344692) – to be purchased separately. The device also has Professional Studio (Office) function and must be configured.</p>

## Dimensional data



## CLASSE 100X16E

### Legal notes

To use the video door entry call repeat service on a smartphone, the customer must acquire the technical equipment which allows access to the Internet, on the basis of an agreement made by the customer himself with an ISP (Internet Service Provider). BTicino plays no part in this. The customer must install the Door Entry CLASSE 100X App on his smartphone so that he can use some services which BTicino supplies as extras to the normal basic functions of the CLASSE 100X16E video indoor unit. The services offered by means of the App require being able to interact with CLASSE 100X16E remotely and through the Internet.

In these cases the integration and good working between CLASSE 100X16E and App may depend on:

- quality of the Wi-Fi signal;
- type of access contract to the home internet;
- type of data contract on the smartphone

When one of these 3 elements does not conform with the specifications required for product operation, BTicino accepts no responsibility for any faults. The product supports a VoIP streaming system. You must therefore check with your smartphone contract – data network – that it does not block it. We should also like to inform you that the service provided by BTicino – remote use via App – involves the use of data. The cost linked to data usage depends on the type of contract which the customer has with his ISP (Internet Service Provider) and is solely the customer's responsibility.



**BTicino** SpA  
Viale Borri, 231  
21100 Varese - Italy  
[www.bticino.com](http://www.bticino.com)

AD-EXCM20PI100B/GB - Version 07/2020