
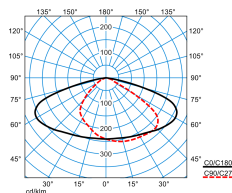
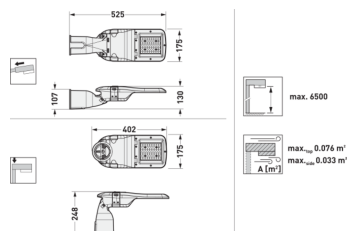


2370 G2 AB21L/18-75/3ML-7MC ET 26

TOC: 6000701740



Product description

Luminaire type

Outdoor post-top luminaire for post-top and bracket-mounting, adjustable inclination angle.

Applications

Car parks, Paths, Access areas, Stairways, Works roads, Cycle paths

Mounting methods

Post-top and bracket-mounted on or to post spigot Ø 60 mm or Ø 76 mm. Inclination angle can be set in 5° steps up to +/- 15°, scaled. Using reducers to be ordered separately, also suitable for mounting to posts with post spigot Ø 42 mm. The luminaire housing is opened with lever catches without use of tools. Mounting height max. 8000 mm.

Optical system

Optical systems consists of PMMA lens optics. Cover of light emission aperture of clear non-laminated safety glass. With asymmetric wide light distribution.

LED system

Luminaire luminous flux and light color adjustable in 6 levels (Multilumen, Multicolour). Luminaire luminous flux 1800 lm - 7500 lm, connected load 13 W - 55 W, Power Faktor $\lambda > 0,9$, maximum luminous efficiency of luminaire 140 lm/W. Light colour warm white or neutral white, correlated colour temperature (CCT) 3000 K or 4000 K, general colour rendering index (CRI) $R_a > 70$. Colour locus tolerance (initial MacAdam) ≤ 5 SDCM. Mean rated service life L80 ($t_{q 25^\circ C}$) = 100,000 h. The light source is replaceable according to the ecodesign requirements (VO (EU) 2019/2020). Flicker: Pst LM ≤ 1.0 at full load.

Luminaire body

Luminaire body of die-cast aluminium. Surface coated anthracite (similar to DB 703). Dimensions (L x W x H): 525 mm x 175 mm x 130 mm. Mast available upon request. Safety class (EN 61140): II, protection rating (DIN EN 60529): IP66, impact resistance level in accordance with IEC 62262: IK08. Permissible ambient temperature (ta): 40 °C Weight: 3,8 kg.

Electrical version

With electronic control gear unit, switchable. The control gear unit is replaceable in accordance with the ecodesign requirements (VO (EU) 2019/2020). Surge voltage resistance Differential Mode / Common Mode: 6 kV / 10 kV. The luminaire complies with the fundamental requirements of applicable EU regulations and product safety legislation and bears the CE symbol. The luminaire is also ENEC-certified by an independent testing authority.

Planning information:

The luminaire is compliant to the requirements of EN 60598 and is designed for the effects of wind compliant to EN 1991 (Eurocode) with basic wind velocity of up to 30m/s (corresponding to wind zone 4 in Germany) in terrain category 1. A snow load (up to 1kN/m²) and icing (up to 2 cm) at a mounting height in accordance with the mounting instructions are taken into account. Not considered are exposed locations (e.g. bridges, installation on buildings or directly adjacent to railway tracks). Impact loads are not considered.

Product features and key data

Luminaire type	Outdoor post-top luminaire for post-top and bracket-mounting, adjustable inclination angle.	
Mounting method	Mastansatz Mounting bracket	
Luminaire optic	Optical systems consists of PMMA lens optics.	
Light distribution curve	asymmetric wide (AB)	
FWHM	149,20 °	
Light Engine	Level 1	Level 6

Product features and key data

Colour temperature	3000 K	4000 K
Rated luminous flux	1800 lm	7500 lm
Connected load	13,00 W	55,00 W
Luminous efficacy	138 lm/W	136 lm/W
Rated service life	L80 (25 °C) = 100.000 h	
Colour rendering index	70	
Colour tolerance	5 SDCM	
Photobiological class	Group 2 - no risk	
Luminaire colour	DB703 micaceous iron oxide	
Luminaire body	Luminaire body of die-cast aluminium.	
Electrical version	With electronic control gear unit, switchable.	
Surge voltage resistance (differential)	6 kV	
Surge voltage resistance (common mode)	10 kV	
Connection method	Plug-in terminal	
Mains voltage	220 - 240 V	
Mains frequency	50/60 Hz	
Total harmonic distortion < %	10 %	
Protection rating	IP66	
Protection class	II	
Impact resistance (IK)	IK08	
Max. mounting height	8.000 mm	
Hot wire resistance	650 °C	
Ambient temperature	40 °C	
Net length	525 mm	
Net width	175 mm	
Net height	130 mm	
Weight	3,8 kg	

Available accessories

Material	Description
6000897400	Reduction piece for post luminaire 2370 G2 for adaptation to posts with post spigot Ø 42 mm.
6000897500	Reduction piece for post luminaire 2370 G2 for adaptation to posts with post spigot Ø 60 mm.

Light Engine Data

Light Engine	Color temperature	Rated light current	Power supply value Typ	Luminous efficacy
Level 1	3000 K	1800 lm	13,00 W	138 lm/W
Level 2	3000 K	4200 lm	30,00 W	140 lm/W
Level 3	3000 K	7500 lm	55,00 W	136 lm/W

Light Engine Data

Light Engine	Color temperature	Rated light current	Power supply value Typ	Luminous efficacy
Level 4	4000 K	1800 lm	13,00 W	138 lm/W
Level 5	4000 K	4200 lm	30,00 W	140 lm/W
Level 6	4000 K	7500 lm	55,00 W	136 lm/W

EPREL - European Product Registry for Energy Labelling

Energy Efficiency Class	Model identifier
D	6000701740

For more sustainability in day-to-day business

New
packing



CO₂ OPTIMISED



NO PLASTIC



ONLY ONE MATERIAL



100% RECYCLABLE



www.trilux-twenty3.com/eco