
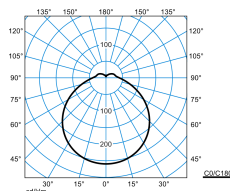
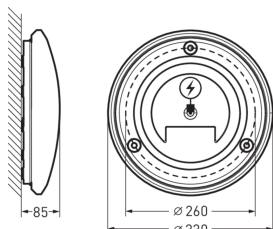


2340 G2 WD1 LED 14/08/ML-8MC ET

LED wall and ceiling luminaire

TOC: 7790140



Product description

Luminaire type

Round surface-mounted LED luminaire with polystyrene diffuser.

Applications

For entrance areas, corridors, stairways, lounges, hotels, restaurants and residential zones.

Mounting methods

For wall or ceiling mounting. Secure diffuser fixing with bayonet fixing mechanism.

Optical system

Round, opal diffuser, spherical construction. With Lambertian light distribution.

LED system

Luminaire luminous flux and light color adjustable in 4 levels (Multilumen, Multicolour). Luminaire luminous flux 760 lm - 1400 lm, connected load 8 W - 13 W, Power Faktor $\lambda > 0,9$, maximum luminous efficiency of luminaire 108 lm/W. Light colour warm white or neutral white, correlated colour temperature (CCT) 3000 K or 4000 K, general colour rendering index (CRI) $R_a > 80$. Colour locus tolerance (initial MacAdam) ≤ 5 SDCM. Rated service life L70/B50 ($t_a 25^\circ\text{C}$) = 50,000 h. The light source is replaceable according to the ecodesign requirements (VO (EU) 2019/2020).

Luminaire body

Luminaire body of aluminium. Surface coated white (similar to RAL 9016). Diameter of diffuser $\varnothing 330$ mm, luminaire height 85 mm. Safety class (EN 61140): I, protection rating (DIN EN 60529): IP20, impact resistance level in accordance with IEC 62262: IK02, testing temperature of wire glow test in accordance with IEC 60695-2-11: 650 °C. Permissible ambient temperature (t_a): 25 °C Weight: 0,9 kg.

Electrical version

With electronic transformer, switchable. The control gear unit is replaceable in accordance with the ecodesign requirements (VO (EU) 2019/2020). The luminaire complies with the fundamental requirements of applicable EU regulations and product safety legislation and bears the CE symbol. The luminaire is also ENEC-certified by an independent testing authority.

Product features and key data

Applications	Entrance areas Corridors Stairways Recreation rooms Hotels and restaurants Residential areas	
Luminaire type	Round surface-mounted LED luminaire with polystyrene diffuser.	
Mounting method	Surface-mounting	
Luminaire optic	Round, opal diffuser, spherical construction.	
Light distribution curve	Lambertian (L)	
FWHM	122,60 °	
Light Engine	Level 3	Level 2
Colour temperature	3000 K	4000 K
Rated luminous flux	760 lm	1400 lm
Connected load	8,00 W	13,00 W
Luminous efficacy	95 lm/W	108 lm/W
Rated service life	L70 (25 °C) = 50.000 h	
Colour rendering index	80	
Colour tolerance	5 SDCM	

Product features and key data

Photobiological class	Group 0 - no risk
Luminaire colour	RAL9016 Traffic white
Luminaire body	Luminaire body of aluminium.
Electrical version	With electronic transformer, switchable.
Wire diameter	1,50 mm ²
Connection method	Plug-in terminal
Mains voltage	220 - 240 V
Mains frequency	50/60 Hz
Total harmonic distortion < %	14 %
Ingress Protection (IP) rating	IP20
Protection class	I
Impact resistance (IK)	IK02
Hot wire resistance	650 °C
Ambient temperature	25 °C
Max. Luminaires B10	19
Max. Luminaires B16	30
Max. Luminaires C10	31
Max. Luminaires C16	51
Net height	85 mm
Outside diameter	330 mm
Weight	0,9 kg

Light Engine Data

Light Engine	Color temperature	Rated light current	Power supply value Typ	Luminous efficacy
Level 3	3000 K	760 lm	8,00 W	95 lm/W
Level 4	3000 K	1300 lm	13,00 W	100 lm/W
Level 1	4000 K	800 lm	8,00 W	100 lm/W
Level 2	4000 K	1400 lm	13,00 W	108 lm/W

EPREL - European Product Registry for Energy Labelling

Energy Efficiency Class	Model identifier
D	MCL-D330-12W G1

For more sustainability in day-to-day business

New
packing



CO₂ OPTIMISED



NO PLASTIC



ONLY ONE MATERIAL



100% RECYCLABLE



www.trilux-twenty3.com/eco