


ComfortLine

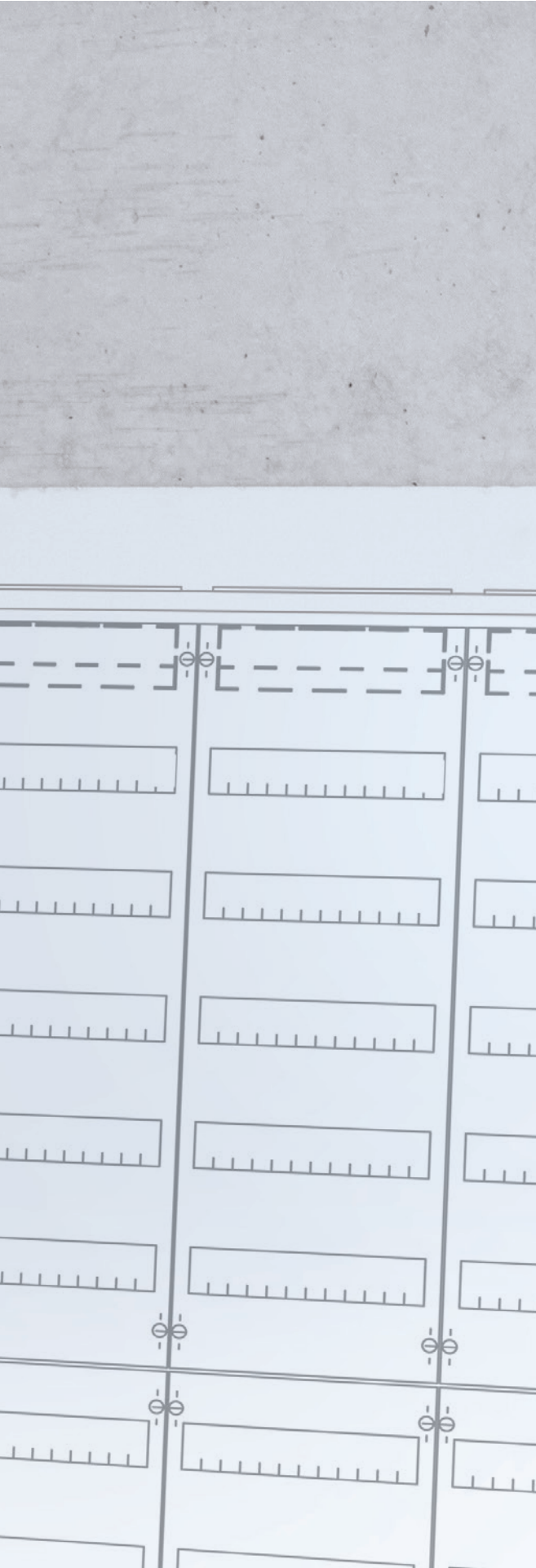
The new compact distribution boards
and wall-mounting cabinets

- 01 ComfortLine Compact
Compact distribution boards**

- 02 ComfortLine
Wall-mounting cabinets**

A man with a beard and blue eyes, wearing a blue polo shirt, stands in front of a grey concrete wall. He is holding a white clipboard with a silver clip and a pen. To his right, a technical drawing is pinned to the wall with a piece of yellow tape. The drawing shows a vertical column of rectangular shapes with various symbols and lines, resembling a schematic or a list of components.

With ComfortLine, I don't have to worry about anything, no matter what the future brings.



ComfortLine

Future right from the start

Smart ideas are needed in today's home installations. Assembly and installation should be easy and comfortable, but at the same time it is good to be prepared now for the solutions of the future.

The new ComfortLine distribution boards and wall-mounting cabinets make everything possible. And this with a broad portfolio for every application.

Good to know: those who rely on ComfortLine are already prepared today for the electrical installation of tomorrow.

Added value guaranteed

Smart ideas for today's home installations

The expectations regarding modern electrical installations are high: they are supposed to be more flexible, faster, more efficient and easier and more comfortable in use. In addition, sustainability as well as high quality and economic efficiency are decisive. Thanks to the comprehensive and consistent product portfolio in protection classes I and II, exemplary ease of installation and intelligent smart home solutions, the new ComfortLine cabinets from ABB meet all requirements in the best possible way.

Increased flange size by more than 50%

Enormous amount of usable space for cable entry more than 50% larger flange openings, combined with a large number of cable entries, now offer even more space for mounting and wiring. No matter whether at the top, bottom or sides, the flange openings do have the same size everywhere – even with the compact distribution boards.

Convenient pre-assembly of the installation panels

The installation panels can now be snapped in quickly and easily using the new QMS snap-in technology. This saves time, ensures greater safety and makes pre-assembly even more convenient for you.

Integrated wiring ducts

The horizontal or vertical wiring duct in the area of the cable entry at the top and bottom as well as in the side touch guard provides more flexibility in wiring.

Secure locking

Thanks to 3-point door locking with espagnolette closure, the doors can be locked with absolute tightness and stability. Once locked, there is literally nothing left to jiggle at the door.

High degree of protection

For a high degree of protection of the devices, the standard version of the cabinets is designed to offer protection class IP44.






The intelligent solutions
of ComfortLine are open
for all requirements. }

**{ ... and if the requirements change,
everything is well prepared.**



Always up to date today and tomorrow

The repertoire of communication and media devices in living and working environments is constantly growing, and residential, commercial and industrial buildings are increasingly connected. No matter which requirements communication and information technologies as well as home and building automation will bring with them. With the new compact distribution boards and wall-mounting cabinets tomorrow's solutions are already here today. The decision for ComfortLine is therefore always a decision for the future.

—
01—
01


More flexible
yet structured cabling for communication and media technology.

—
02—
02

Perfectly prepared
The additional wiring space as well as other new developments allow for a smooth installation of the latest technologies.


All highlights at a glance

Innovations you will benefit from: in the development of the ComfortLine series – the focus was on the question of how to increase your benefits even further. Numerous useful and practical innovations of ComfortLine help you to make installation work faster and more efficient and to be optimally prepared for the future.



01
50 % larger flanges
ComfortLine series with the largest number of cable entries on the market.

50%
larger



02



03



04



05

02
QMS snap-in technology
fast and simple snapping of the installation panels with the Quick-Mounting-System.

05
Tool-free adjustment
of the door hinges using a knurled nut.

03
Integrated wiring ducts
Innovative wiring ducts at the top and bottom as well as in the side touch guard.

06
High degree of protection IP44
Wall cabinets of a height of 6, 7 and 9 GU also with the degree of protection IP54.

04
High stability thanks to secure 3-point door locking.


07
Smooth wall mounting
Vertical fastening through depth level compensation.



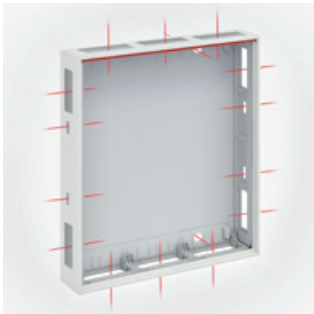
06



07



Absolutely unique: the convenient pre-assembly of the installation panels



08



09



10

08 Numerous options for cable entry at the top, bottom, sides and rear.

09 Lateral coupling by busbar glands of wall-mounting cabinets.

10 Rear wall with cable entry options.


11 The door is easy to attach and detach thanks to the upper hinge pin.



11




12




13

12 Rear mounting level for the installation of media panels.

13 Front mounting level for the installation of distribution board panels and the distribution panel system CombiLine N.



14



15

14 Generous wiring space for N/PE cables and tool-free assembly of the N/PE Quick-terminals.

15 Generous wiring space for distribution board panels.

16 Trim frame for flush-mounting.



16


ComfortLine Compact CA

Compact distribution boards

The new wall-mounted compact distribution boards ComfortLine Compact CA meet the demanding requirements of installers regarding flexibility, functionality and ease of installation. Due to the generous space available, there is sufficient room for future communication devices.



—
01



—
01
Patch panel 6- or
12-fold with punchings
for keystone modules

—
02
The rotatable 3-way socket outlet
makes the connection of different
power supplies quite simple.

—
02





- Quick Mounting System (QMS) snap-in technology for installation panels
- Large flange openings as in wall-mounting cabinets
- Plumb fastening through depth level compensation
- Easy assembly and disassembly of the doors
- Tool-free adjustment of the door hinges
- Tool-free assembly of flanges using push-in technology
- Generous cable entry area
- Cable strain relief combs for cable entries
- With or without installation panels
- Different door variants
- Rear cable entries at top and bottom
- Sheet steel rear wall



ComfortLine A/B

Wall-mounting cabinets



In electrical installation, efficiency, flexibility and high quality requirements are closely linked. The ComfortLine wall cabinets from ABB combine these properties in an exemplary manner. Smart detailed solutions and further developments make the cabinets extremely versatile and user-friendly.



01

01
Tool-free adjustment of the Door hinges using a Knurled nut.



02

02
Quick and easy Engage the mounting panels with the Quick-Mounting-System.



- Quick Mounting System (QMS) snap-in technology for installation panels
- Available in protection class I, ComfortLine B and protection class II, ComfortLine A
- Plumb fastening through depth level compensation
- Easy assembly and disassembly of the doors
- Tool-free adjustment of the door hinges
- Practical trim frame for flush-mounting
- Tool-free assembly of flanges using push-in technology
- Generous cable entry area
- Horizontal and vertical wiring ducts
- Easy top, bottom and lateral coupling
- Lateral baying with busbar entry
- Sheet steel rear wall



—
01

ComfortLine Compact distribution boards

Content

Overview	1/3
ComfortLine Compact CA distribution boards for wall-mounting	
With distribution board panels and sheet steel door	1/5
With distribution board panels and transparent door	1/9
With distribution board panels and media panel	1/11
Empty cabinets with door	1/13
Empty cabinets without door	1/15
Sheet steel and transparent doors	1/17
Sheet steel doors with plastic insert and ventilation holes (WiFi-door)	1/18
Cable entry covers	1/19
U Compact distribution boards for flush- and hollow-wall mounting	
With distribution board panels and sheet steel door	1/21
With distribution board panels and transparent door	1/25
With distribution board panels and media panel	1/27
With distribution board panels and picture frame door or control panel	1/29
Empty cabinets without door	1/31
Trim frame with sheet steel and transparent door	1/33
Trim frame with door, with plastic insert and ventilation holes (WiFi-door)	1/34
Accessories for ComfortLine Compact CA and U	
Media panels for empty cabinets	1/35
Accessories for media panels	1/36
Dimensions of the knockouts for Keystone and E-Dat modules	1/38
N/PE Quick-terminals	1/39
General accessories	1/40
Technical specifications for planning and assembly	
ComfortLine Compact CA distribution boards for wall-mounting	1/47
U Compact distribution boards for flush- and hollow-wall mounting	1/49

ComfortLine Compact CA and U distribution boards

For wall- and flush-mounting



CA25AVM



U52K

Cabinet type	CA / enclosures for wall-mounting				U / enclosures for flush- and hollow-wall mounting			
Degree of protection	IP30 / IP44				IP30 / IP31			
Protection class	II				II			
Depth	160 mm				120 mm			
Panel width	1	2	3	4	1	2	3	4
3 Grid units	●	●	-	-	-	●	-	-
4 Grid units	●	●	●	-	●	●	●	-
5 Grid units	●	●	●	●	●	●	●	●
6 Grid units	●	●	●	●	●	●	●	●
7 Grid units	●	●	●	-	-	●	●	-
8 Grid units	●	●	●	-	-	-	-	-

ComfortLine Compact distribution boards

Complete media enclosures and panels for empty cabinets



Technical specifications

Media enclosures complete with integrated media panels

Media panels for empty cabinets

Choice of four different doors

Media panels with perforated sheet steel mounting plate without cover

With fitted DIN rail

Wire holders included

Quick mounting of the devices without drilling

The protection class is dependent on the respective internal configuration




01

- 01
Four door variants:
- Standard doors
- Transparent door
- Doors with ventilation holes
- WiFi-doors

- 02
Wire holder for a neat installation and fast wiring

- 03
Rubber holder for quick and easy mounting of devices



02



03

ComfortLine Compact CA distribution boards

For wall-mounting with distribution board panels and sheet steel door



Technical specifications






Standards/regulations	DIN EN 61439-1/-3
Protection class	II, double insulated I, earthed in connection with earthing set (accessories)
Degree of protection	IP44
Mechanical	IK07
impact strength	
Rated current	I_{nA} up to 125 A

Product features

Enclosures and doors	Made of sheet steel, colour white RAL 9016, powder-coated With depth level compensation One top mounted membrane flange per panel width Door opening angle 120° Double-wing doors on cabinets with three or more panel widths Doors with espagnolette closure Plastic covers with quick-action screw With cable strain relief
Internal configuration options	DIN rail spacing 125 mm/150 mm Panels for rail mounting devices with N/PE Quick-terminals Panels with wiring space or mounting plate without N/PE Quick-terminals Panels with wiring space, DIN rails in double insulated assembly
Delivery forms	Enclosure with door Labelling system included in the scope of delivery
Accessories	Cable entry covers Lock replacement parts

ComfortLine Compact CA distribution boards






For wall-mounting with distribution board panels and sheet steel door

Article	PW	GU	SU	External dimensions H x W x D (mm)	Type	Ord. no.	Price
For rail mounting devices with N/PE quick terminals, DIN rail spacing 125 mm							
 CA13V	1	3	36	500 x 300 x 160	CA13V	2CPX052180R9999	
		4	48	650 x 300 x 160	CA14V	2CPX052181R9999	
		5	60	800 x 300 x 160	CA15V	2CPX052182R9999	
		6	72	950 x 300 x 160	CA16V	2CPX052183R9999	
 CA23V	2	3	72	500 x 550 x 160	CA23V	2CPX052184R9999	
		4	96	650 x 550 x 160	CA24V	2CPX052185R9999	
		5	120	800 x 550 x 160	CA25V	2CPX052186R9999	
		6	144	950 x 550 x 160	CA26V	2CPX052187R9999	
		7	168	1100 x 550 x 160	CA27V	2CPX052188R9999	
		8	192	1250 x 550 x 160	CA28V	2CPX052189R9999	
 CA24V2	2 (1/1)	4	96	650 x 550 x 160	CA24V2	2CPX052196R9999	
		5	120	800 x 550 x 160	CA25V2	2CPX052197R9999	
 CA35V	3 (2/1)	4	144	650 x 800 x 160	CA34V	2CPX052190R9999	
		5	180	800 x 800 x 160	CA35V	2CPX052191R9999	
		6	216	950 x 800 x 160	CA36V	2CPX052192R9999	
		7	252	1100 x 800 x 160	CA37V	2CPX052193R9999	
		8	288	1250 x 800 x 160	CA38V	2CPX052194R9999	
 CA45V	4 (2/2)	5	240	800 x 1050 x 160	CA45V	2CPX052195R9999	

> Cable entry covers, see page 1/19

ComfortLine Compact CA distribution boards






For wall-mounting with distribution board panels and sheet steel door

Article	PW	GU	SU	External dimensions H x W x D (mm)	Type	Ord. no.	Price
For rail mounting devices with N/PE quick terminals, DIN rail spacing 150 mm							
 CA14R	1	3	36	650 x 300 x 160	CA14R	2CPX052229R9999	
		4	48	800 x 300 x 160	CA15R	2CPX052230R9999	
		5	60	950 x 300 x 160	CA16R	2CPX052231R9999	
		6	72	1100 x 300 x 160	CA17R	2CPX052232R9999	
		7	84	1250 x 300 x 160	CA18R	2CPX052233R9999	
 CA23R	2	2	48	500 x 550 x 160	CA23R	2CPX052234R9999	
		3	72	650 x 550 x 160	CA24R	2CPX052235R9999	
		4	96	800 x 550 x 160	CA25R	2CPX052236R9999	
		5	120	950 x 550 x 160	CA26R	2CPX052237R9999	
		6	144	1100 x 550 x 160	CA27R	2CPX052238R9999	
 CA34R	3 (2/1)	3	108	650 x 800 x 160	CA34R	2CPX052240R9999	
		4	144	800 x 800 x 160	CA35R	2CPX052241R9999	
		5	180	950 x 800 x 160	CA36R	2CPX052242R9999	
		6	216	1100 x 800 x 160	CA37R	2CPX052243R9999	
		7	252	1250 x 800 x 160	CA38R	2CPX052244R9999	
 CA45R	4 (2/2)	4	192	800 x 1050 x 160	CA45R	2CPX052245R9999	
For rail mounting devices with N/PE screw terminals, DIN rail spacing 150 mm with closing flange							
 CA34RZ1	1	3	36	650 x 300 x 160	CA14RZ1	2CPX052277R9999	
		4	48	800 x 300 x 160	CA15RZ1	2CPX052278R9999	
		5	60	950 x 300 x 160	CA16RZ1	2CPX052279R9999	
	2	2	48	500 x 550 x 160	CA23RZ1	2CPX052280R9999	
		3	72	650 x 550 x 160	CA24RZ1	2CPX052281R9999	
		4	96	800 x 550 x 160	CA25RZ1	2CPX052282R9999	
		5	120	950 x 550 x 160	CA26RZ1	2CPX052283R9999	
		6	144	1100 x 550 x 160	CA27RZ1	2CPX052284R9999	
	3 (2/1)	3	108	650 x 800 x 160	CA34RZ1	2CPX052285R9999	
		4	144	800 x 800 x 160	CA35RZ1	2CPX052286R9999	
		5	180	950 x 800 x 160	CA36RZ1	2CPX052287R9999	
	4 (2/2)	6	216	1100 x 800 x 160	CA37RZ1	2CPX052288R9999	
		7	252	1250 x 800 x 160	CA38RZ1	2CPX052289R9999	

> Cable entry covers, see page 1/19

ComfortLine Compact CA distribution boards

For wall-mounting with distribution board panels and sheet steel door

Article	PW	GU	RK/REG	SU	External dimensions H x W x D (mm)	Type	Ord. no.	Price
For rail mounting devices (REG) and terminal blocks (RK), DIN rail spacing 125 mm								
	2	5	2/3	72	800 x 550 x 160	CA25K	2CPX052290R9999	
		6	2/4	96	950 x 550 x 160	CA26K	2CPX052291R9999	
		7	3/4	96	1100 x 550 x 160	CA27K	2CPX052292R9999	
		8	3/5	120	1250 x 550 x 160	CA28K	2CPX052293R9999	
	3 (2/1)	5	2/3	108	800 x 800 x 160	CA35K	2CPX052294R9999	
		6	2/4	144	950 x 800 x 160	CA36K	2CPX052295R9999	
		7	3/4	144	1100 x 800 x 160	CA37K	2CPX052296R9999	
		8	3/5	180	1250 x 800 x 160	CA38K	2CPX052297R9999	
	4 (2/2)	5	2/3	144	800 x 1050 x 160	CA45K	2CPX052298R9999	
		6	2/4	192	950 x 1050 x 160	CA46K	2CPX052299R9999	
For rail mounting devices with N/PE quick terminals and mounting plate, DIN rail spacing 125 mm								
	2 (1/1)	4		48	650 x 550 x 160	CA24VP	2CPX052300R9999	
	3 (2/1)	5		120	800 x 800 x 160	CA35VP	2CPX052301R9999	

> Cable entry covers, see page 1/19

ComfortLine Compact CA distribution boards

For wall-mounting with distribution board panels and transparent door



CA25VT



CA25RT

Technical specifications








Standards/regulations	DIN EN 61439-1/-3
Protection class	II, double insulated I, earthed in connection with earthing set (accessories)
Protection class	IP44
Mechanical impact strength	IK07
Rated current	I_{nA} up to 125 A

Product features

Enclosures and doors	Made of sheet steel, colour white RAL 9016, powder-coated With depth level compensation One top mounted membrane flange per panel width Door opening angle 120° Double-wing doors on cabinets with three or more panel widths Doors with espagnolette closure and plastic window Plastic covers with quick-action screw With cable strain relief
Internal configuration options	DIN rail spacing 125 mm/150 m Panels for rail mounting devices with N/PE Quick-terminals
Delivery forms	Enclosure with door Labelling system included in the scope of delivery
Accessories	Cable entry covers Lock replacement parts

ComfortLine Compact CA distribution boards

For wall-mounting with distribution board panels and transparent door

Article	PW	GU	SU	External dimensions H x W x D (mm)	Type	Ord. no.	Price
For rail mounting devices with N/PE quick terminals, DIN rail spacing 125 mm							
 CA14VT	1	4	48	650 x 300 x 160	CA14VT	2CPX052198R9999	
		5	60	800 x 300 x 160	CA15VT	2CPX052199R9999	
		6	72	950 x 300 x 160	CA16VT	2CPX052200R9999	
 CA23VT	2 (1/1)	3	72	500 x 550 x 160	CA23VT	2CPX052201R9999	
 CA25VT	2	4	96	650 x 550 x 160	CA24VT	2CPX052202R9999	
		5	120	800 x 550 x 160	CA25VT	2CPX052203R9999	
		6	144	950 x 550 x 160	CA26VT	2CPX052204R9999	
For Rail mounting devices with N/PE quick terminals, DIN rail spacing 150 mm							
 CA14RT	1	3	36	650 x 300 x 160	CA14RT	2CPX052246R9999	
		4	48	800 x 300 x 160	CA15RT	2CPX052247R9999	
		5	60	950 x 300 x 160	CA16RT	2CPX052248R9999	
		6	72	1100 x 300 x 160	CA17RT	2CPX052249R9999	
		7	84	1250 x 300 x 160	CA18RT	2CPX052250R9999	
 CA25RT	2	2	48	500 x 550 x 160	CA23RT	2CPX052251R9999	
		3	72	650 x 550 x 160	CA24RT	2CPX052252R9999	
		4	96	800 x 550 x 160	CA25RT	2CPX052253R9999	
		5	120	950 x 550 x 160	CA26RT	2CPX052254R9999	
		6	144	1100 x 550 x 160	CA27RT	2CPX052255R9999	
		7	168	1250 x 550 x 160	CA28RT	2CPX052256R9999	
 CA36RT	3 (2/1)	3	108	650 x 800 x 160	CA34RT	2CPX052257R9999	
		4	144	800 x 800 x 160	CA35RT	2CPX052258R9999	
		5	180	950 x 800 x 160	CA36RT	2CPX052259R9999	
		6	216	1100 x 800 x 160	CA37RT	2CPX052260R9999	
		7	252	1250 x 800 x 160	CA38RT	2CPX052261R9999	
 CA45RT	4 (2/2)	4	192	800 x 1050 x 160	CA45RT	2CPX052262R9999	

> Cable entry covers, see page 1/19

ComfortLine Compact CA distribution boards

With distribution board panels and media panel



Technical specifications



Standards/regulations	DIN EN 61439-1/-3
Protection class	II, double insulated I, earthed in connection with earthing set (accessories)
Protection class	With sheet steel door IP44 With sheet steel door ventilated IP30 With sheet steel door ventilated and plastic insert IP30
Mechanical impact strength	IK07
Rated current	I_{nA} up to 125 A

Product features

Enclosures and doors	Made of sheet steel, colour white RAL 9016, powder-coated With depth level compensation One top mounted membrane flange per panel width Door opening angle 120° Double-wing doors on cabinets with three or more panel widths Doors with espagnolette closure Plastic covers for distribution board panels With cable strain relief
Internal configuration options	DIN rail spacing 125 mm Panels for rail mounting devices with N/PE Quick-terminals Perforated sheet steel mounting plate preassembled
Delivery forms	Enclosure with door Labelling system included in the scope of delivery Wire holder included in the scope of delivery
Accessories	Cable entry covers Lock replacement parts Power plugs Patchpanel

ComfortLine Compact CA distribution boards

With distribution board panels and media panel

Article	PW	GU	SU	External dimensions H x W x D (mm)	Type	Ord. no.	Price
Multimedia enclosures for wall-mounting with integrated media panel, DIN rail spacing 125 mm							
 <p>CA24VM</p>	Sheet steel door IP44						
	2	3	36	500 x 550 x 160	CA23VM	2CPX052205R9999	
		4	48	650 x 550 x 160	CA24VM	2CPX052206R9999	
		5	60	800 x 550 x 160	CA25VM	2CPX052207R9999	
		6	72	950 x 550 x 160	CA26VM	2CPX052208R9999	
		7	84	1100 x 550 x 160	CA27VM	2CPX052209R9999	
		8	96	1250 x 550 x 160	CA28VM	2CPX052210R9999	
	Sheet steel door with ventilation holes IP30						
	2	4	48	650 x 550 x 160	CA24VML	2CPX052211R9999	
		5	60	800 x 550 x 160	CA25VML	2CPX052212R9999	
		6	72	950 x 550 x 160	CA26VML	2CPX052213R9999	
		7	84	1100 x 550 x 160	CA27VML	2CPX052214R9999	
		8	96	1250 x 550 x 160	CA28VML	2CPX052215R9999	
	Sheet steel door with ventilation holes and plastic inserts partially transparent white for improved WiFi signal IP30						
2	4	48	650 x 550 x 160	CA24VMW	2CPX052220R9999		
	5	60	800 x 550 x 160	CA25VMW	2CPX052221R9999		
	6	72	950 x 550 x 160	CA26VMW	2CPX052222R9999		
	7	84	1100 x 550 x 160	CA27VMW	2CPX052223R9999		
	8	96	1250 x 550 x 160	CA28VMW	2CPX052224R9999		
 <p>CA35VML</p>	Sheet steel door with ventilation holes IP30						
	3 (2/1)	5	120	800 x 800 x 160	CA35VML	2CPX052216R9999	
		6	144	950 x 800 x 160	CA36VML	2CPX052217R9999	
		7	168	1100 x 800 x 160	CA37VML	2CPX052218R9999	
		8	192	1250 x 800 x 160	CA38VML	2CPX052219R9999	
	Sheet steel door with ventilation holes and plastic inserts partially transparent white for improved WiFi signal IP30						
	3 (2/1)	5	120	800 x 800 x 160	CA35VMW	2CPX052225R9999	
		6	144	950 x 800 x 160	CA36VMW	2CPX052226R9999	
		7	168	1100 x 800 x 160	CA37VMW	2CPX052227R9999	
		8	192	1250 x 800 x 160	CA38VMW	2CPX052228R9999	

> Cable entry covers, see page 1/19

ComfortLine Compact CA distribution boards

For wall-mounting, empty cabinets with door



CA24

Technical specifications

Standards/regulations	DIN EN 61439-1/-3
Protection class	II, double insulated I, earthed in connection with earthing set (accessories)
Protection class	With sheet steel door up to IP44 Without door IP30*
Mechanical impact strength	IK07
Rated current	I_{nA} up to 125 A





Product features

Enclosures and doors	Made of sheet steel, colour white RAL 9016, powder-coated With depth level compensation One top mounted membrane flange per panel width Door opening angle 120° Double-wing doors on cabinets with three or more panel widths Doors with espagnolette closure With cable strain relief
Internal configuration options	Prepared to be fitted with CombiLine modules, distribution board panels and media panels Without N/PE Quick-terminals
Delivery forms	Enclosure with door
Accessories	Cable entry covers Lock replacement parts Media panels Distribution board panels CombiLine modules

* For an internal configuration as sub-distribution board with distribution board panels or CombiLine modules

ComfortLine Compact CA distribution boards

For wall-mounting, empty cabinets with door

Article	PW	GU	SU	External dimensions H x W x D (mm)	Type	Ord. no.	Price
 CA13	1	3	36	500 x 300 x 160	CA13	2CPX052142R9999	
		4	48	650 x 300 x 160	CA14	2CPX052143R9999	
		5	60	800 x 300 x 160	CA15	2CPX052144R9999	
		6	72	950 x 300 x 160	CA16	2CPX052145R9999	
		7	84	1100 x 300 x 160	CA17	2CPX052146R9999	
		8	96	1250 x 300 x 160	CA18	2CPX052147R9999	
 CA24	2	3	72	500 x 550 x 160	CA23	2CPX052148R9999	
		4	96	650 x 550 x 160	CA24	2CPX052149R9999	
		5	120	800 x 550 x 160	CA25	2CPX052150R9999	
		6	144	950 x 550 x 160	CA26	2CPX052151R9999	
		7	168	1100 x 550 x 160	CA27	2CPX052152R9999	
		8	192	1250 x 550 x 160	CA28	2CPX052153R9999	
 CA35	3	4	144	650 x 800 x 160	CA34	2CPX052154R9999	
		5	180	800 x 800 x 160	CA35	2CPX052155R9999	
		6	216	950 x 800 x 160	CA36	2CPX052156R9999	
		7	252	1100 x 800 x 160	CA37	2CPX052157R9999	
		8	288	1250 x 800 x 160	CA38	2CPX052158R9999	
		 CA46	4	5	240	800 x 1050 x 160	CA45
6	288			950 x 1050 x 160	CA46	2CPX052160R9999	

> Cable entry covers, see page 1/19

> Media panels, see page 1/35

> CombiLine modules and distribution board panels, see main catalogue

> For an internal configuration with distribution board panels or CombiLine modules in the lock area leave 2 SU empty

ComfortLine Compact CA distribution boards

For wall-mounting, empty cabinets without door



CA24B

Technical specifications

Standards/regulations	DIN EN 61439-1/-3
Protection class	II, double insulated I, earthed in connection with earthing set (accessories)
Protection class	With sheet steel door IP44 With transparent door IP44 With ventilation holes IP30 With plastic insert and ventilation holes (WiFi-door) IP30 Without door IP30*
Mechanical impact strength	IK07
Rated current	I_{nA} up to 125 A





Product features

Enclosures and doors	Made of sheet steel, colour white RAL 9016, powder-coated With depth level compensation One top mounted membrane flange per panel width With cable strain relief
Internal configuration options	Prepared to be fitted with CombiLine modules, distribution board panels and media panels Without N/PE Quick-terminals
Delivery forms	Enclosure without door
Accessories	Cable entry covers Lock replacement parts Sheet steel- and transparent doors Media panels Distribution board panels CombiLine modules

* For an internal configuration as sub-distribution board with distribution board panels or CombiLine modules

ComfortLine Compact CA distribution boards

For wall-mounting, empty cabinets without door

Article	PW	GU	SU	External dimensions H x W x D (mm)	Type	Ord. no.	Price
 CA13B	1	3	36	500 x 300 x 160	CA13B	2CPX052161R9999	
		4	48	650 x 300 x 160	CA14B	2CPX052162R9999	
		5	60	800 x 300 x 160	CA15B	2CPX052163R9999	
		6	72	950 x 300 x 160	CA16B	2CPX052164R9999	
		7	84	1100 x 300 x 160	CA17B	2CPX052165R9999	
		8	96	1250 x 300 x 160	CA18B	2CPX052166R9999	
 CA24B	2	3	72	500 x 550 x 160	CA23B	2CPX052167R9999	
		4	96	650 x 550 x 160	CA24B	2CPX052168R9999	
		5	120	800 x 550 x 160	CA25B	2CPX052169R9999	
		6	144	950 x 550 x 160	CA26B	2CPX052170R9999	
		7	168	1100 x 550 x 160	CA27B	2CPX052171R9999	
		8	192	1250 x 550 x 160	CA28B	2CPX052172R9999	
 CA35B	3	4	144	650 x 800 x 160	CA34B	2CPX052173R9999	
		5	180	800 x 800 x 160	CA35B	2CPX052174R9999	
		6	216	950 x 800 x 160	CA36B	2CPX052175R9999	
		7	252	1100 x 800 x 160	CA37B	2CPX052176R9999	
		8	288	1250 x 800 x 160	CA38B	2CPX052177R9999	
 CA46B	4	5	240	800 x 1050 x 160	CA45B	2CPX052178R9999	
		6	288	950 x 1050 x 160	CA46B	2CPX052179R9999	

> Doors, see page 1/17

> Cable entry covers, see page 1/19

> Media panels, see page 1/35



> CombiLine modules and distribution board panels, see main catalogue

> For an internal configuration with distribution board panels or CombiLine modules in the lock area leave 2 SU empty

ComfortLine Compact CA distribution boards

Accessories sheet steel and transparent doors



01

Article	PW	GU	To be used with cabinet	Door without closure			Door with closure			
				Type	Ord. no.	Price	Type	Ord. no.	Price	
Sheet steel doors*¹										
	1	3	CA13, ...	-	-		CTB13S	2CPX052318R9999		
		4	CA14, ...	-	-		CTB14S	2CPX052321R9999		
		5	CA15, ...	-	-		CTB15S	2CPX052324R9999		
		6	CA16, ...	-	-		CTB16S	2CPX052327R9999		
		7	CA17, ...	-	-		CTB17S	2CPX052330R9999		
		8	CA18, ...	-	-		CTB18S	2CPX052333R9999		
		2	3	CA23, ...	-	-		CTB23S	2CPX052319R9999	
			4	CA24, ...	-	-		CTB24S	2CPX052322R9999	
	5		CA25, ...	-	-		CTB25S	2CPX052325R9999		
	6		CA26, ...	-	-		CTB26S	2CPX052328R9999		
	7		CA27, ...	-	-		CTB27S	2CPX052331R9999		
	8		CA28, ...	-	-		CTB28S	2CPX052334R9999		
	3 ^{*2}		4	CA34, ...	CTB14	2CPX052306R9999		CTB24S	2CPX052322R9999	
			5	CA35, ...	CTB15	2CPX052308R9999		CTB25S	2CPX052325R9999	
		6	CA36, ...	CTB16	2CPX052310R9999		CTB26S	2CPX052328R9999		
		7	CA37, ...	CTB17	2CPX052312R9999		CTB27S	2CPX052331R9999		
		8	CA38, ...	CTB18	2CPX052314R9999		CTB28S	2CPX052334R9999		
		4 ^{*2}	5	CA45, ...	CTB25	2CPX052309R9999		CTB25S	2CPX052325R9999	
	6		CA46, ...	CTB26	2CPX052311R9999		CTB26S	2CPX052328R9999		
	Transparent doors*¹									
		1	3	CA13, ...	-	-		CTT13S	2CPX052353R9999	
			4	CA14, ...	-	-		CTT14S	2CPX052356R9999	
			5	CA15, ...	-	-		CTT15S	2CPX052359R9999	
			6	CA16, ...	-	-		CTT16S	2CPX052362R9999	
7			CA17, ...	-	-		CTT17S	2CPX052365R9999		
8			CA18, ...	-	-		CTT18S	2CPX052368R9999		
2			3	CA23, ...	-	-		CTT23S	2CPX052354R9999	
			4	CA24, ...	-	-		CTT24S	2CPX052357R9999	
		5	CA25, ...	-	-		CTT25S	2CPX052360R9999		
		6	CA26, ...	-	-		CTT26S	2CPX052363R9999		
		7	CA27, ...	-	-		CTT27S	2CPX052366R9999		
		8	CA28, ...	-	-		CTT28S	2CPX052369R9999		
		3 ^{*2}	4	CA34, ...	CTT14	2CPX052341R9999		CTT24S	2CPX052357R9999	
			5	CA35, ...	CTT15	2CPX052343R9999		CTT25S	2CPX052360R9999	
6			CA36, ...	CTT16	2CPX052345R9999		CTT26S	2CPX052363R9999		
7			CA37, ...	CTT17	2CPX052347R9999		CTT27S	2CPX052366R9999		
8			CA38, ...	CTT18	2CPX052349R9999		CTT28S	2CPX052369R9999		
4 ^{*2}			5	CA45, ...	CTT25	2CPX052344R9999		CTT25S	2CPX052360R9999	
		6	CA46, ...	CTT26	2CPX052346R9999		CTT26S	2CPX052363R9999		

*¹ For device rows located behind the lock, leave at least 2 SU empty*² Double-wing doors on cabinets with three or more panel widths

ComfortLine Compact CA distribution boards

Accessories sheet steel doors with plastic insert and ventilation holes (WiFi-door)

Article	PW	GU	To be used with cabinet	Door without closure			Door with closure		
				Type	Ord. no.	Price	Type	Ord. no.	Price
Sheet steel doors with ventilation holes^{*1}									
	1	3	CA13, ...	-	-		CTL13S	2CPX052374R9999	
		4	CA14, ...	-	-		CTL14S	2CPX052376R9999	
		5	CA15, ...	-	-		CTL15S	2CPX052378R9999	
		6	CA16, ...	-	-		CTL16S	2CPX052380R9999	
		7	CA17, ...	-	-		CTL17S	2CPX052382R9999	
		8	CA18, ...	-	-		CTL18S	2CPX052484R9999	
	2	3	CA23, ...	-	-		CTL23S	2CPX052375R9999	
		4	CA24, ...	-	-		CTL24S	2CPX052377R9999	
		5	CA25, ...	-	-		CTL25S	2CPX052379R9999	
		6	CA26, ...	-	-		CTL26S	2CPX052381R9999	
		7	CA27, ...	-	-		CTL27S	2CPX052383R9999	
		8	CA28, ...	-	-		CTL28S	2CPX052485R9999	
	3 ^{*2}	4	CA34, ...	-	-		CTL24S	2CPX052377R9999	
5		CA35, ...	-	-		CTL25S	2CPX052379R9999		
6		CA36, ...	-	-		CTL26S	2CPX052381R9999		
7		CA37, ...	-	-		CTL27S	2CPX052383R9999		
8		CA38, ...	-	-		CTL28S	2CPX052485R9999		
Sheet steel door with plastic insert and ventilation holes (WiFi-door)^{*1}									
	1	3	CA13, ...	-	-		CTW13S	2CPX052388R9999	
		4	CA14, ...	-	-		CTW14S	2CPX052390R9999	
		5	CA15, ...	-	-		CTW15S	2CPX052392R9999	
		6	CA16, ...	-	-		CTW16S	2CPX052394R9999	
		7	CA17, ...	-	-		CTW17S	2CPX052396R9999	
		8	CA18, ...	-	-		CTW18S	2CPX052486R9999	
	2	3	CA23, ...	-	-		CTW23S	2CPX052389R9999	
		4	CA24, ...	-	-		CTW24S	2CPX052391R9999	
		5	CA25, ...	-	-		CTW25S	2CPX052393R9999	
		6	CA26, ...	-	-		CTW26S	2CPX052395R9999	
		7	CA27, ...	-	-		CTW27S	2CPX052397R9999	
		8	CA28, ...	-	-		CTW28S	2CPX052487R9999	
	3 ^{*2}	4	CA34, ...	-	-		CTW24S	2CPX052391R9999	
5		CA35, ...	-	-		CTW25S	2CPX052393R9999		
6		CA36, ...	-	-		CTW26S	2CPX052395R9999		
7		CA37, ...	-	-		CTW27S	2CPX052397R9999		
8		CA38, ...	-	-		CTW28S	2CPX052487R9999		





^{*1} For device rows located behind the lock, leave at least 2 SU empty

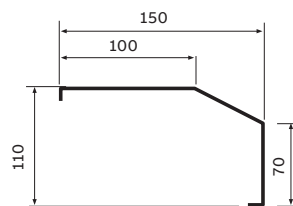
^{*2} Double-wing doors on cabinets with three or more panel widths

ComfortLine Compact CA distribution boards

Accessories cable entry covers

01

Article		Pcs.	Type	Ord. no.	Price
 KB19	Cable entry covers With end plates and fixing brackets, colour RAL 9016, matching the colour of the cabinets				
	Panel width 1, width 300 mm	1	KB19	2CPX044049R9999	
	Panel width 2, width 550 mm	1	KB29	2CPX044050R9999	
	Panel width 3, width 800 mm	1	KB39	2CPX044051R9999	
	Panel width 4, width 1050 mm	1	KB49	2CPX044052R9999	
 KB219	Profile Colour RAL 9016, height 2000 mm	1	KB219	2CPX044055R9999	
 KBS9	End plate left/right Colour RAL 9016	2	KBS9	2CPX044057R9999	
 KBW1	Mounting bracket	1	KBW1	2CPX044058R9999	



Cross section cable entry cover

U Compact distribution boards for flush- and hollow-wall mounting*

With distribution board panels and sheet steel door



U52K

Technical specifications

Standards/regulations	DIN EN 61439-1/-3
Protection class	II, double insulated I, earthed in connection with earthing set (accessories)
Protection class	IP31
Mechanical impact strength	IK08
Rated current	I_{nA} up to 125 A






Product features

Enclosures and doors	Made of sheet steel, colour white RAL 9016, powder-coated Door opening angle 120° Double-wing doors on cabinets with three or more panel widths Doors with espagnolette closure Plastic covers with quick-action screw With cable strain relief
Internal configuration options	DIN rail spacing 125 mm/150 mm Panels for rail mounting devices with N/PE Quick-terminals Panels with wiring space or mounting plate without N/PE Quick-terminals Panels with wiring space, DIN rails in double insulated assembly
Delivery forms	Enclosure with trim frame and door Trim frame with adjustment to the plaster surface One nipple flange per panel width included in the scope of delivery Labelling system included in the scope of delivery
Accessories	Hollow-wall mounting set for flush-mounted consumer units Lock replacement parts

* In connection with hollow-wall mounting set ZKV200P4, see page 1/43

U Compact distribution boards for flush- and hollow-wall mounting*

With distribution board panels and sheet steel door





Article	PW	GU	SU	Wall cut out dimensions H x W x D (mm)	Trim frame dimensions H x W x D (mm)	Type	Ord. no.	Price
For DIN rail mounting devices, DIN rail spacing 125 mm								
	1	4	48	684 x 310 x 120	694 x 354 x 27	U41	2CPX030101R9999	
		5	60	834 x 310 x 120	844 x 354 x 27	U51	2CPX030104R9999	
		6	72	984 x 310 x 120	994 x 354 x 27	U61	2CPX030110R9999	
	2	4	96	684 x 560 x 120	694 x 604 x 27	U42	2CPX030102R9999	
		5	120	834 x 560 x 120	844 x 604 x 27	U52	2CPX030105R9999	
		6	144	984 x 560 x 120	994 x 604 x 27	U62	2CPX030111R9999	
		7	168	1134 x 560 x 120	1144 x 604 x 27	U72	2CPX030114R9999	
	2 (1/1)	3	72	534 x 560 x 120	544 x 604 x 27	U32	2CPX030100R9999	
		4	96	684 x 560 x 120	694 x 604 x 27	U42/2	2CPX030118R9999	
		5	120	834 x 560 x 120	844 x 604 x 27	U52/2	2CPX030119R9999	
	3 (2/1)	4	144	684 x 810 x 120	694 x 854 x 27	U43	2CPX030103R9999	
		5	180	834 x 810 x 120	844 x 854 x 27	U53	2CPX030107R9999	
		6	216	984 x 810 x 120	994 x 854 x 27	U63	2CPX071787R9999	
	4 (2/2)	5	240	834 x 1060 x 120	844 x 1104 x 27	U54	2CPX071784R9999	

* In connection with hollow-wall mounting set ZKV200P4, see page 1/43

U Compact distribution boards for flush- and hollow-wall mounting*

With distribution board panels and sheet steel door






01

Article	PW	GU	SU	Wall cut out dimensions H x W x D (mm)	Trim frame dimensions H x W x D (mm)	Type	Ord. no.	Price
For DIN rail mounting devices, DIN rail spacing 150 mm								
	1	3	36	684 x 310 x 120	694 x 354 x 27	U41R3	2CPX071708R9999	
		4	48	834 x 310 x 120	844 x 354 x 27	U51R4	2CPX071711R9999	
		5	60	984 x 310 x 120	994 x 354 x 27	U61R5	2CPX071715R9999	
	2	2	48	534 x 560 x 120	544 x 604 x 27	U32R2	2CPX071707R9999	
		3	72	684 x 560 x 120	694 x 604 x 27	U42R3	2CPX071709R9999	
		4	96	834 x 560 x 120	844 x 604 x 27	U52R4	2CPX071712R9999	
		5	120	984 x 560 x 120	994 x 604 x 27	U62R5	2CPX071716R9999	
		6	144	1134 x 560 x 120	1144 x 604 x 27	U72R6	2CPX071718R9999	
	3 (2/1)	3	108	684 x 810 x 120	694 x 854 x 27	U43R3	2CPX071710R9999	
		4	144	834 x 810 x 120	844 x 854 x 27	U53R4	2CPX071713R9999	
		5	180	984 x 810 x 120	994 x 854 x 27	U63R5	2CPX071717R9999	
		6	216	1134 x 810 x 120	1144 x 854 x 27	U73R6	2CPX071719R9999	
	4 (2/2)	4	192	834 x 1060 x 120	844 x 1104 x 27	U54R4	2CPX071714R9999	

* In connection with hollow-wall mounting set ZKV200P4, see page 1/43

U Compact distribution boards for flush- and hollow-wall mounting*

With distribution board panels and sheet steel door

Article	PW	GU	RK/REG	SU	Wall cut out dimensions H x W x D (mm)	Trim frame dimensions H x W x D (mm)	Type	Ord. no.	Price
For rail mounting devices (REG) and terminal blocks (RK), DIN rail spacing 125 mm									
	2	5	2/3	72	834 x 560 x 120	844 x 604 x 27	U52K	2CPX030106R9999	
		6	2/4	96	984 x 560 x 120	994 x 604 x 27	U62K	2CPX030112R9999	
		7	3/4	96	1134 x 560 x 120	1144 x 604 x 27	U72K	2CPX030115R9999	
U52K									
	3 (2/1)	5	2/3	108	834 x 810 x 120	844 x 854 x 27	U53K	2CPX030108R9999	
		6	2/4	144	984 x 810 x 120	994 x 854 x 27	U63K	2CPX030113R9999	
		7	3/4	144	1134 x 810 x 120	1144 x 854 x 27	U73K	2CPX030116R9999	
U53K									
	4 (2/2)	5	2/4	144	834 x 1060 x 120	844 x 1104 x 27	U54K	2CPX030109R9999	
		6	3/4	192	984 x 1060 x 120	994 x 1104 x 27	U64K	2CPX030117R9999	
U54K									
For DIN rail mounting devices and mounting plate, DIN rail spacing 125 mm									
	2 (1/1)	4		48	684 x 560 x 120	694 x 604 x 27	U42M	2CPX030146R9999	
U42M									
	3 (2/1)	5		120	834 x 810 x 120	844 x 854 x 27	U53M	2CPX030147R9999	
U53M									

* In connection with hollow-wall mounting set ZKV200P4, see page 1/43

U Compact distribution boards for flush- and hollow-wall mounting*

With distribution board panels and transparent door



U42TE

Technical specifications

Standards/regulations	DIN EN 61439-1/-3
Protection class	II, double insulated I, earthed in connection with earthing set (accessories)
Protection class	IP31
Mechanical impact strength	IK08
Rated current	I_{nA} up to 125 A








Product features

Enclosures and doors	Made of sheet steel, colour white RAL 9016, powder-coated One top mounted membrane flange per panel width Door opening angle 120° Double-wing doors on cabinets with three or more panel widths Doors with espagnolette closure and plastic window Plastic covers with quick-action screw With cable strain relief
Internal configuration options	DIN rail spacing 125 mm/150 mm Panels for rail mounting devices with N/PE Quick-terminals
Delivery forms	Enclosure with trim frame and door Trim frame with adjustment to the plaster surface One nipple flange per panel width included in the scope of delivery Labelling system included in the scope of delivery
Accessories	Hollow-wall mounting set for flush-mounted consumer units Lock replacement parts

* In connection with hollow-wall mounting set ZKV200P4, see page 1/43

U Compact distribution boards for flush- and hollow-wall mounting*

With distribution board panels and transparent door

Article	PW	GU	SU	Wall cut out dimensions H x W x D (mm)	Trim frame dimensions H x W x D (mm)	Type	Ord. no.	Price
For DIN rail mounting devices, DIN rail spacing 125 mm								
 U41TE	1	4	48	684 x 310 x 120	694 x 354 x 27	U41TE	2CPX071592R9999	
		5	60	834 x 310 x 120	844 x 354 x 27	U51TE	2CPX071594R9999	
		6	72	984 x 310 x 120	994 x 354 x 27	U61TE	2CPX071596R9999	
 U32TE	2 (1/1)	3	72	534 x 560 x 120	544 x 604 x 27	U32TE	2CPX071591R9999	
 U42TE	2	4	96	684 x 560 x 120	694 x 604 x 27	U42TE	2CPX071593R9999	
		5	120	834 x 560 x 120	844 x 604 x 27	U52TE	2CPX071595R9999	
		6	144	984 x 560 x 120	994 x 604 x 27	U62TE	2CPX071597R9999	
For DIN rail mounting devices, DIN rail spacing 150 mm								
 U41TR3	1	3	36	684 x 310 x 120	694 x 354 x 27	U41TR3	2CPX071722R9999	
		4	48	834 x 310 x 120	844 x 354 x 27	U51TR4	2CPX071725R9999	
		5	60	984 x 310 x 120	994 x 354 x 27	U61TR5	2CPX071729R9999	
 U42TR3	2	2	48	534 x 560 x 120	544 x 604 x 27	U32TR2	2CPX071721R9999	
		3	72	684 x 560 x 120	694 x 604 x 27	U42TR3	2CPX071723R9999	
		4	96	834 x 560 x 120	844 x 604 x 27	U52TR4	2CPX071726R9999	
		5	120	984 x 560 x 120	994 x 604 x 27	U62TR5	2CPX071730R9999	
		6	144	1134 x 560 x 120	1144 x 604 x 27	U72TR6	2CPX071733R9999	
 U53TR4	3 (2/1)	3	108	684 x 810 x 120	694 x 854 x 27	U43TR3	2CPX071724R9999	
		4	144	834 x 810 x 120	844 x 854 x 27	U53TR4	2CPX071727R9999	
		5	180	984 x 810 x 120	994 x 854 x 27	U63TR5	2CPX071731R9999	
		6	216	1134 x 810 x 120	1144 x 854 x 27	U73TR6	2CPX071734R9999	
 U54TR4	4 (2/2)	4	192	834 x 1060 x 120	844 x 1104 x 27	U54TR4	2CPX071728R9999	

* In connection with hollow-wall mounting set ZKV200P4, see page 1/43

U Media enclosures for flush-mounting and hollow-wall mounting*

Compact distribution boards with distribution board panels and media panel



Technical specifications

Standards/regulations	DIN EN 61439-1/-3
Protection class	II, double insulated I, earthed in connection with earthing set (accessories)
Protection class	With sheet steel door IP31 With sheet steel door ventilated IP30 With sheet steel door ventilated and plastic insert IP30
Mechanical impact strength	IK07
Rated current	I_{nA} up to 125 A


Product features

Enclosures and doors	Made of sheet steel, colour white RAL 9016, powder-coated Door opening angle 120° Double-wing doors on cabinets with three or more panel widths Doors with espagnolette closure Plastic covers for distribution board panels With cable strain relief
Internal configuration options	DIN rail spacing 125 mm Panels for rail mounting devices with N/PE Quick-terminals Perforated sheet steel mounting plate preassembled
Delivery forms	Enclosure with trim frame and door Trim frame with adjustment to the plaster surface One nipple flange per panel width included in the scope of delivery Labelling system included in the scope of delivery Wire holder included in the scope of delivery
Accessories	Hollow-wall mounting set for flush-mounted consumer units Lock replacement parts Safety contact sockets Patchpanel

* In connection with hollow-wall mounting set ZKV200P4, see page 1/43

U Media enclosures for flush-mounting and hollow-wall mounting*

Compact distribution boards with distribution board panels and media panel



Article	PW	GU	SU	Wall cut out dimensions H x W x D (mm)	Trim frame dimensions H x W x D (mm)	Type	Ord. no.	Price
Media enclosures for flush- and hollow-wall mounting* with media panel, DIN rail spacing 125 mm								
 <p>U42MM</p>	With sheet steel door, IP31							
	2	3	36	524 x 574 x 140	544 x 604 x 27	U32MM	2CPX030088R9999	
		4	48	674 x 574 x 140	694 x 604 x 27	U42MM	2CPX030160R9999	
		5	60	824 x 574 x 140	844 x 604 x 27	U52MM	2CPX030161R9999	
		6	72	974 x 574 x 140	944 x 604 x 27	U62MM	2CPX030162R9999	
	Sheet steel door with ventilation holes IP30							
	2	4	48	674 x 574 x 140	694 x 604 x 27	U42MML	2CPX030290R9999	
		5	60	824 x 574 x 140	844 x 604 x 27	U52MML	2CPX030291R9999	
		6	72	974 x 574 x 140	944 x 604 x 27	U62MML	2CPX030292R9999	
	Sheet steel door ventilated with plastic insert, partially transparent white for improved WiFi-signal, IP30							
2	4	48	674 x 574 x 140	694 x 604 x 27	U42MMW	2CPX030683R9999		
	5	60	824 x 574 x 140	844 x 604 x 27	U52MMW	2CPX030684R9999		
	6	72	974 x 574 x 140	944 x 604 x 27	U62MMW	2CPX030685R9999		

* In connection with hollow-wall mounting set ZKV200P4, see page 1/43

U Compact distribution boards for flush- and hollow-wall mounting*

With distribution board panels and picture frame door or control panel

01

Article	PW	GU	SU	Wall cut out dimensions H x W x D (mm)	Trim frame dimensions H x W x D (mm)	Type	Ord. no.	Price
With picture frame door								
Aluminium anodized, DIN rail spacing 125 mm								
	2	4	96	684 x 560 x 120	716 x 625 x 25	U42D	2CPX038152R9999	581,00
With control panel								
Unprinted and unwired, distribution board panel without cover and N/PE-rail								
	2	4	96	684 x 560 x 120	716 x 625 x 25	U42FPT	2CPX038151R9999	781,00

U42D

U42FPT

* In connection with hollow-wall mounting set ZKV200P4, see page 1/43

Example picture frame door with decoration picture (delivery without picture)



Example control panel With layout and control lights (delivery unprinted/unwired)

UL Compact distribution boards for flush-mounting and hollow-wall mounting*

Empty cabinets without door



UL42

Technical specifications

Standards/regulations	DIN EN 61439-1/-3
Protection class	II, double insulated I, earthed in connection with earthing set (accessories)
Protection class	With sheet steel door IP31 Mit Transparenter Tür IP31 With ventilation holes IP30 With plastic insert and ventilation holes (WiFi-door) IP30 Without door IP30* ¹
Mechanical impact strength	IK07
Rated current	I_{nA} up to 125 A

Product features

Enclosures and doors	Made of sheet steel, colour white RAL 9016, powder-coated With cable strain relief
Internal configuration options	Prepared to be fitted with CombiLine modules, distribution board panels and media panels Without N/PE Quick-terminals
Delivery forms	Enclosure without door One nipple flange per panel width included in the scope of delivery
Accessories	Hollow-wall mounting set for flush-mounted consumer units Trim frame with sheet steel or transparent doors Lock replacement parts Media panels Distribution board panels* ² CombiLine modules* ²





* In connection with hollow-wall mounting set ZKV200P4, see page 1/43

*¹ For an internal configuration as sub-distribution board with distribution board panels or CombiLine modules

*² Distribution board panels und CombiLine modules, see main catalogue

UL Compact distribution boards for flush-mounting and hollow-wall mounting*

Empty cabinets without door

Article	PW	GU	SU	Wall cut out dimensions H x W x D (mm)	Type	Ord. no.	Price
Empty cabinets without door							
 UL41	1	4	48	684 x 310 x 120	UL41	2CPX030756R9999	
		5	60	834 x 310 x 120	UL51	2CPX030759R9999	
		6	72	984 x 310 x 120	UL61	2CPX030763R9999	
 UL42	2	3	72	534 x 560 x 120	UL32	2CPX030755R9999	
		4	96	684 x 560 x 120	UL42	2CPX030757R9999	
		5	120	834 x 560 x 120	UL52	2CPX030760R9999	
		6	144	984 x 560 x 120	UL62	2CPX030764R9999	
		7	168	1134 x 560 x 120	UL72	2CPX030767R9999	
 UL53	3	4	144	684 x 810 x 120	UL43	2CPX030758R9999	
		5	180	834 x 810 x 120	UL53	2CPX030761R9999	
		6	216	984 x 810 x 120	UL63	2CPX030765R9999	
		7	252	1134 x 810 x 120	UL73	2CPX030768R9999	
 UL64	4	5	240	834 x 1060 x 120	UL54	2CPX030762R9999	
		6	288	984 x 1060 x 120	UL64	2CPX030766R9999	

* In connection with hollow-wall mounting set ZKV200P4, see page 1/43

> Doors, see page 1/33



> Media panels, see page 1/35

> For an internal configuration with distribution board panels or CombiLine modules in the lock area leave 2 SU empty

UL Compact distribution boards for flush-mounting and hollow-wall mounting*

Trim frame with sheet steel and transparent door^{*2}

01

Article	PW	GU	Trim frame dimensions H x W x D (mm)	To be used with ...	Type	Ord. no.	Price
Trim frame with sheet steel door^{*2}, Powder-coated white RAL 9016							
	1	4	694 x 354 x 27	UL41	BLU41	2CPX031501R9999	
		5	844 x 354 x 27	UL51	BLU51	2CPX031504R9999	
		6	994 x 354 x 27	UL61	BLU61	2CPX031508R9999	
	2	3	544 x 604 x 27	UL32	BLU32	2CPX031500R9999	
		4	694 x 604 x 27	UL42	BLU42	2CPX031502R9999	
		5	844x 604 x 27	UL52	BLU52	2CPX031505R9999	
		6	994 x 604 x 27	UL62	BLU62	2CPX031509R9999	
	3 ^{*1}	7	1144 x 604 x 27	UL72	BLU72	2CPX031511R9999	
		4	694 x 854 x 27	UL43	BLU43	2CPX031503R9999	
		5	844 x 854 x 27	UL53	BLU53	2CPX031506R9999	
		6	994 x 854 x 27	UL63	BLU63	2CPX031510R9999	
	4 ^{*1}	7	1144 x 854 x 27	UL73	BLU73	2CPX031512R9999	
		5	844 x 1104 x 27	UL54	BLU54	2CPX031507R9999	
6		994 x 1104 x 27	UL64	BLU64	2CPX031513R9999		
BLU42							
Trim frame with transparent door^{*2}							
	1	4	694 x 354 x 27	UL41	BLT41	2CPX030786R9999	
		5	844 x 354 x 27	UL51	BLT51	2CPX030789R9999	
		6	994 x 354 x 27	UL61	BLT61	2CPX030793R9999	
	2	3	544 x 604 x 27	UL32	BLT32	2CPX030785R9999	
		4	694 x 604 x 27	UL42	BLT42	2CPX030787R9999	
		5	844x 604 x 27	UL52	BLT52	2CPX030790R9999	
		6	994 x 604 x 27	UL62	BLT62	2CPX030794R9999	
	3 ^{*1}	7	1144 x 604 x 27	UL72	BLT72	2CPX030797R9999	
		4	694 x 854 x 27	UL43	BLT43	2CPX030788R9999	
		5	844 x 854 x 27	UL53	BLT53	2CPX030791R9999	
		6	994 x 854 x 27	UL63	BLT63	2CPX030795R9999	
	4 ^{*1}	7	1144 x 854 x 27	UL73	BLT73	2CPX030798R9999	
		5	844 x 1104 x 27	UL54	BLT54	2CPX030792R9999	
6		994 x 1104 x 27	UL64	BLT64	2CPX030796R9999		
BLT42							



* In connection with hollow-wall mounting set ZKV200P4, see page 1/43

^{*1} Double-wing doors on cabinets with three or more panel widths

^{*2} For device rows located behind the lock, leave at least 2 SU empty

Accessories for media enclosures

Trim frame with door, with plastic insert and ventilation holes (WiFi-door)

Article	PW	GU	Trim frame dimensions H x W x D (mm)	To be used with ...	Type	Ord. no.	Price	
Trim frame with sheet steel door with ventilation holes**								
 BLL52	1	4	694 x 354 x 27	U41	BLL41	2CPX063451R9999		
		5	844 x 354 x 27	U51	BLL51	2CPX063452R9999		
		6	994 x 354 x 27	U61	BLL61	2CPX063453R9999		
	2	3	544 x 604 x 27	U32	BLL32	2CPX063454R9999		
		4	694 x 604 x 27	U42	BLL42	2CPX063455R9999		
		5	844 x 604 x 27	U52	BLL52	2CPX063456R9999		
		6	994 x 604 x 27	U62	BLL62	2CPX063457R9999		
		7	1144 x 604 x 27	U72	BLL72	2CPX063458R9999		
	3*1	4	694 x 854 x 27	U43	BLL43	2CPX063459R9999		
		5	844 x 854 x 27	U53	BLL53	2CPX063460R9999		
		6	994 x 854 x 27	U63	BLL63	2CPX063461R9999		
		7	1144 x 854 x 27	U73	BLL73	2CPX063462R9999		
	4*1	5	844 x 1104 x 27	U54	BLL54	2CPX063463R9999		
		6	994 x 1104 x 27	U64	BLL64	2CPX063464R9999		
	Trim frame with door and partially transparent plastic insert and ventilation holes (WiFi-door)**							
	 BLW52	1	5	844 x 354 x 27	U51	BLW51	2CPX063438R9999	
6			994 x 354 x 27	U61	BLW61	2CPX063439R9999		
2		3	544 x 604 x 27	U32	BLW32	2CPX063440R9999		
		4	694 x 604 x 27	U42	BLW42	2CPX063441R9999		
		5	844 x 604 x 27	U52	BLW52	2CPX063442R9999		
		6	994 x 604 x 27	U62	BLW62	2CPX063443R9999		
		7	1144 x 604 x 27	U72	BLW72	2CPX063444R9999		
3*1		4	694 x 854 x 27	U43	BLW43	2CPX063445R9999		
		5	844 x 854 x 27	U53	BLW53	2CPX063446R9999		
		6	994 x 854 x 27	U63	BLW63	2CPX063447R9999		
		7	1144 x 854 x 27	U73	BLW73	2CPX063448R9999		
4*1		5	844 x 1104 x 27	U54	BLW54	2CPX063449R9999		
		6	994 x 1104 x 27	U64	BLW64	2CPX063450R9999		

* In connection with hollow-wall mounting set ZKV200P4, see page 1/43



*1 Double-wing doors on cabinets with three or more panel widths

*2 For device rows located behind the lock, leave at least 2 SU empty

Compact distribution boards









Media panels for compact distribution boards empty cabinets

01

Article	PW	GU	Height x Width	SU	Additional GU for media	Pcs.	Type	Ord. no.	Price	
Media panels with perforated sheet steel mounting plates										
	1	3	450 x 250	-	-	1	1MM00	2CPX037485R9999		
		4	600 x 250	-	-	1	1MM0	2CPX037486R9999		
		5	750 x 250	-	-	1	1MM1	2CPX037487R9999		
		6	900 x 250	-	-	1	1MM2	2CPX037488R9999		
		7	1050 x 250	-	-	1	1MM3	2CPX037489R9999		
		8	1200 x 250	-	-	1	1MM4	2CPX052302R9999		
	2	4	600 x 500	-	-	1	2MM0	2CPX037490R9999		
		5	750 x 500	-	-	1	2MM1	2CPX037491R9999		
		6	900 x 500	-	-	1	2MM2	2CPX037492R9999		
		7	1050 x 500	-	-	1	2MM3	2CPX037493R9999		
		8	1250 x 500	-	-	1	2MM4	2CPX052303R9999		
	Media combination panels with perforated sheet steel mounting plates									
		1	5	750 x 250	24	3	1	1MMC12	2CPX037494R9999	
				750 x 250	36	2	1	1MMC13	2CPX037495R9999	
2		6	900 x 250	24	4	1	1MMC22	2CPX037496R9999		
			900 x 250	36	3	1	1MMC23	2CPX037497R9999		
3		7	1050 x 250	24	5	1	1MMC32	2CPX037498R9999		
			1050 x 250	36	4	1	1MMC33	2CPX037466R9999		
			1050 x 250	48	3	1	1MMC34	2CPX037467R9999		
1MMC22										

Compact distribution boards











Accessories for CA/U and UL media enclosures

Article		Pcs.	Typ	Ord. no.	Price
 UZM61M	Perforated sheet steel mounting plate Made of sheet steel				
	1 Panel wide	1	UZM61M	2CPX031421R9999	
	2 Panel wide	1	UZM62M	2CPX031432R9999	
 ZX340	Device holder made of rubber For tool-free fastening of devices on the perforated sheet steel mounting plate including 2 fastening hooks	1	ZX340	2CPX031422R9999	
 ZE336	Patch panel incl. holder Empty for communication modules, e.g. RJ45-connector, COAX-module, etc. For direct or isolated mounting to the EDF-rail, DIN rail or mounting plate				
	For 6 Keystone-modules	1	ZE335	2CPX031423R9999	
	1 Panel wide for 12 Keystone-modules	1	ZE336	2CPX031424R9999	
	2 Panel wide for 24 Keystone-modules	1	ZE337	2CPX031425R9999	
	1 Panel wide for 12 E-Dat-modules	1	ZE332	2CPX031435R9999	
	2 Panel wide for 24 E-Dat-modules	1	ZE333	2CPX031436R9999	
 ZE338	Patch panel holder	1	ZE338	2CPX031426R9999	
 ZE225	2-fold safety contact socket 230 V AC, with EURO insert, for mounting to mounting bracket ZX29	1	ZE225	2CPX061177R9999	
 ZX29	Mounting bracket for 2-fold safety contact socket ZE225 For clamping onto terminal carrier or for assembling to the perforated sheet steel plate of the media enclosure and the multimedia enclosure and the media panels 1MM...	1	ZX29	2CPX061178R9999	
 ZE227	3-fold safety contact socket 230 V AC with EURO-insert, 120° rotatable, latchable with cable inlet, screwable to mounting plate or clippable to DIN rail	1	ZE227	2CPX061211R9999	
 ZE339	Media extension set	1	ZE339	2CPX038146R9999	
	Set with device holder including 2 fastening hooks, Patch panel for 12 Keystone-modules* 3-fold safety contact sockets with Euro-inserts and wire holders				

* For the dimensions of the knockouts for the Keystone- and E-Dat-modules, see page 1/38

Compact distribution boards

Accessories for CA/U and UL media enclosures

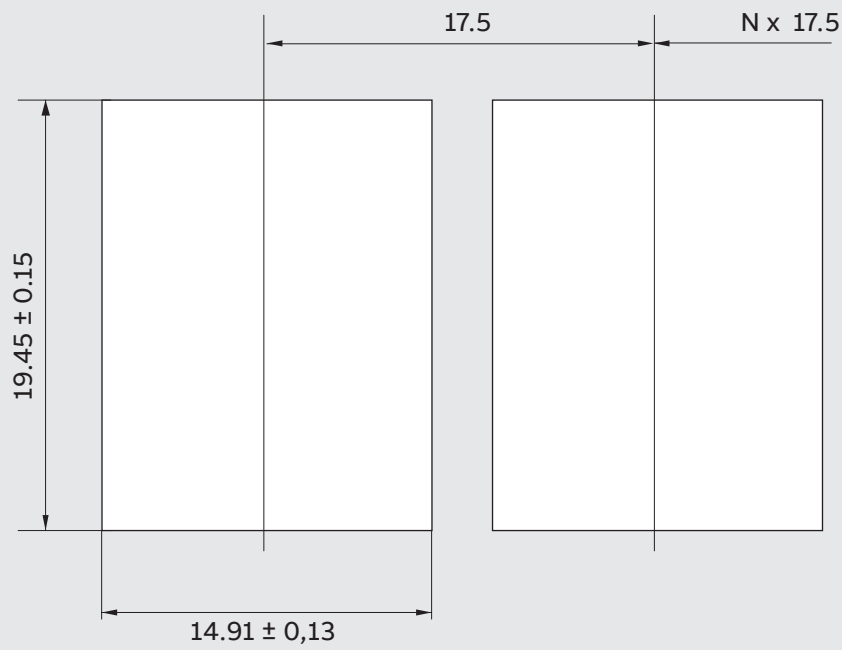
Article	Pcs.	Typ	Ord. no.	Price
  ED44P10 ED45P10				
Wire holder For cable routing, for plugging into the perforated sheet steel mounting plate				
Installation depth 28.5 mm	10	ED44P10	2CPX062335R9999	
Installation depth 55 mm	10	ED45P10	2CPX062336R9999	
 ZX287P10	10	ZX287P10	2CPX061180R9999	
Screws For the holes of the perforated sheet steel mounting plate 3.9 mm x 13 mm				
  ZE311 ZE312				
Keystone-module* For installation in patch panels RJ45-modules				
Plastic	1	ZE311	2CPX038612R9999	
Metal	1	ZE312	2CPX038613R9999	
  ZE316 ZE317				
COAX-module F-connector/F-connector	1	ZE316	2CPX039246R9999	
COAX-module F-connector/EC-connector	1	ZE317	2CPX039247R9999	
  ZE318 ZE319				
COAX-module F-connector/IEC-connector	1	ZE318	2CPX039248R9999	
LC-module 1 Duplex-connector/Duplex-connector For multimode fibre Phosphor bronze sleeve	1	ZE319	2CPX039249R9999	
 ZE310	1	ZE310	2CPX038625R9999	
Patch module RJ45 To snap onto DIN rail, 1 SU				

*For the dimensions of the knockouts for the Keystone- and E-Dat-Modules, see page 1/38

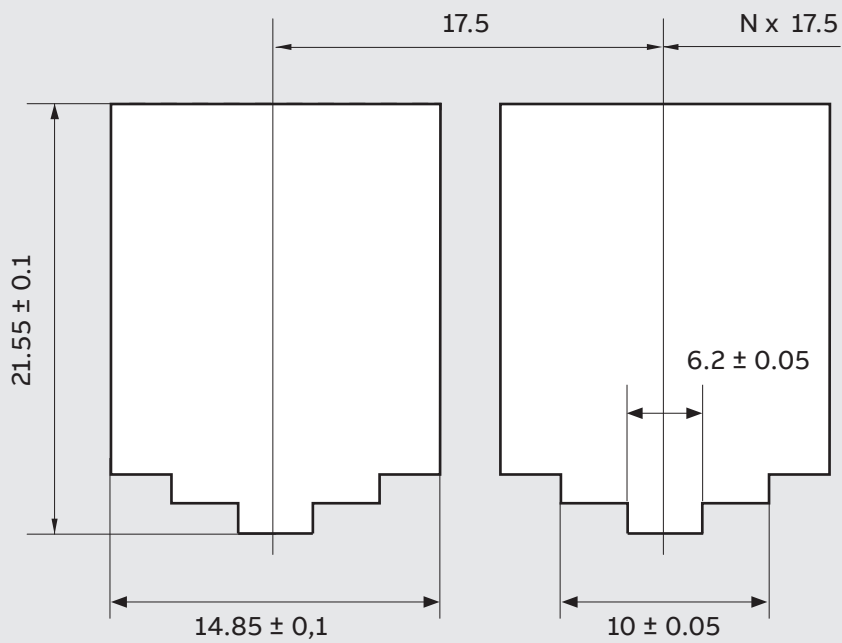
Compact distribution boards

Dimensions of the knockouts for the Keystone- and E-Dat-modules

Knockouts Keystone-modules



Knockouts E-Dat-modules




N/PE Quick-terminals

Standard-compliant, concise, flexible

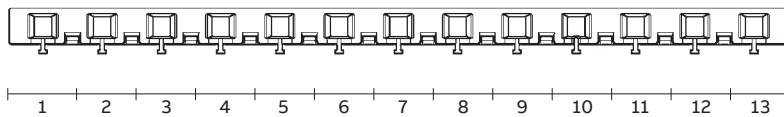
Configure as required

Due to the modularity and the extensive range of products, you can configure the products individually and practically. Depending on requirements, various Quick-terminals can be combined on a common terminal carrier. If a larger N or PE terminal block is required, two Quick-terminal blocks can be connected with the ZK10P10 connection bridge.



Product benefits

- Flexible terminal system for several N-potentials: Screw connection system: 2.5 to 25 mm² for rigid conductors; for flexible conductors up to 25 mm² (ferrules required) Spring clamp system: 1.5 to 4 mm² for rigid conductors; for flexible conductors up to 2.5 mm² (ferrules required)
- Optimal when using several residual current circuit breakers
- Simple expansion of the Quick-terminals with connecting bridges
- Unambiguous assignment of terminal blocks through clear colour coding: N = blue, PE = yellow-green
- Simple labelling of the terminal points with pre-printed, self-adhesive number strips
- Wide range of applications: In the consumer units of the UK600 and Mistral series, in all compact distribution boards and in all wall-mounting and floor-standing cabinets












Quick-carriers Type ZK19

N/PE terminal blocks with units	N Quick-Terminals	Screw connection system	Spring clamp system	PE Quick-Terminals	Screw connection system	Spring clamp system
		ZK50B	0 x 25 mm ²	-	-	-
		ZK51B	1 x 25 mm ²		ZK51G	1 x 25 mm ² / 5 x 1.5 - 4 mm ²
		ZK82B	2 x 25 mm ²		ZK82G	2 x 25 mm ² / 8 x 1.5 - 4 mm ²
		ZK113B	3 x 25 mm ²		ZK113G	3 x 25 mm ² / 11 x 1.5 - 4 mm ²
		ZK144B	4 x 25 mm ²		ZK144G	4 x 25 mm ² / 14 x 1.5 - 4 mm ²
		ZK175B	5 x 25 mm ²		ZK175G	5 x 25 mm ² / 17 x 1.5 - 4 mm ²
		ZK206B	6 x 25 mm ²		ZK206G	6 x 25 mm ² / 20 x 1.5 - 4 mm ²
		ZK50BT	0 x 25 mm ²	-	-	-

N/PE Quick-terminals







Accessories

Article	Number of terminals 1,5 - 4 mm ²	Number of terminals 2,5 - 25 mm ²	External dimensions H x W x D (mm)	Pcs.	Type	Ord. no.	Price
N Quick-terminals							
For Quick-carriers							
 ZK113B	5 x 1,5 - 4	0 x 25	23 x 32 x 21	1	ZK50B	2CPX062750R9999	
	5 x 1,5 - 4	1 x 25	32 x 32 x 31	1	ZK51B	2CPX062751R9999	
	8 x 1,5 - 4	2 x 25	32 x 49 x 31	1	ZK82B	2CPX062752R9999	
	11 x 1,5 - 4	3 x 25	32 x 65 x 31	1	ZK113B	2CPX062753R9999	
	14 x 1,5 - 4	4 x 25	32 x 82 x 31	1	ZK144B	2CPX062754R9999	
	17 x 1,5 - 4	5 x 25	32 x 98 x 31	1	ZK175B	2CPX062755R9999	
	20 x 1,5 - 4	6 x 25	32 x 115 x 31	1	ZK206B	2CPX062756R9999	
	23 x 1,5 - 4	7 x 25	32 x 132 x 31	1	ZK237B	2CPX063163R9999	
	26 x 1,5 - 4	8 x 25	32 x 149 x 31	1	ZK268B	2CPX063164R9999	
N Quick-terminals with adapter ZK15							
For lateral assembly in the UK600 and compact distribution board or to snap onto DIN rail							
 ZK50BT	5 x 1,5 - 4	0 x 25	28 x 39 x 25	1	ZK50BT	2CPX062745R9999	
PE Quick-terminals							
For Quick-carriers							
 ZK113G	5 x 1,5 - 4	1 x 25	32 x 32 x 31	1	ZK51G	2CPX062757R9999	
	8 x 1,5 - 4	2 x 25	32 x 49 x 31	1	ZK82G	2CPX062758R9999	
	11 x 1,5 - 4	3 x 25	32 x 65 x 31	1	ZK113G	2CPX062759R9999	
	14 x 1,5 - 4	4 x 25	32 x 82 x 31	1	ZK144G	2CPX062760R9999	
	17 x 1,5 - 4	5 x 25	32 x 98 x 31	1	ZK175G	2CPX062761R9999	
	20 x 1,5 - 4	6 x 25	32 x 115 x 31	1	ZK206G	2CPX062762R9999	
	23 x 1,5 - 4	7 x 25	32 x 132 x 31	1	ZK237G	2CPX063165R9999	
	26 x 1,5 - 4	8 x 25	32 x 149 x 31	1	ZK268G	2CPX063166R9999	
Article				Pcs.	Type	Ord. no.	
 ZK10P10	Connecting bridge For Quick-terminals			10	ZK10P10	2CPX062763R9999	
 ZK15	Adapter for ZK50B/ZK51B By snapping the N Quick-terminal ZK50B/ZK51B into the adapter ZK15			1	ZK15	2CPX064984R9999	
 ZK19	Quick-carriers for compact distribution boards CA Usable width for Quick-terminals 214 mm, 13 units			1	ZK19	2CPX052456R9999	
 ZK221	N/PE Quick-terminal set For compact distribution boards CA Comprised of: Quick-carriers: ZK19, 13 units and Quick-terminals: ZK113B: N 3 x 25 + 11 x 4 mm ² ZK82B: N 2 x 25 + 8 x 4 mm ² ZK175G: PE 5 x 25 + 17 x 4 mm ²			1	ZK221	2CPX052457R9999	
 ZK13	Quick-Steckträger for compact distribution boards U/UL Usable width for Quick-terminals 214 mm, 13 units			1	ZK13	2CPX064982R9999	
 ZK220	N/PE Quick-terminal set for compact distribution boards U/UL Comprised of: Quick-carriers: ZK19, 13 units and Quick-terminals: ZK113B: N 3 x 25 + 11 x 4 mm ² ZK82B: N 2 x 25 + 8 x 4 mm ² ZK175G: PE 5 x 25 + 17 x 4 mm ²			1	ZK220	2CPX063132R9999	

ComfortLine Compact CA and U distribution boards

Accessories

01







Article		Pcs.	Type	Ord. no.	Price
 CZT1 CZT2	Standard closure Delivery contains	1	CZT1	2CPX052413R9999	
	Closure with lock With two keys	1	CZT2	2CPX052412R9999	
 CZT23	Espagnolette closure In connection with standard closure CZT1 or closure with lock CZT2				
	Overall height 3 GU	1	CZT23	2CPX052423R9999	
	Overall height 4 GU	1	CZT24	2CPX052424R9999	
	Overall height 5 GU	1	CZT25	2CPX052425R9999	
	Overall height 6 GU	1	CZT26	2CPX052426R9999	
	Overall height 7 GU	1	CZT27	2CPX052427R9999	
	Overall height 8 GU	1	CZT28	2CPX052428R9999	
 CZT23H	Espagnolette closure In connection with swivel handle CZT5, CZT6, CZT7 and TZ503, TZ504, TZ505, TZ506, TZ507 and TZ508				
	Overall height 3 GU	1	CZT23H	2CPX052416R9999	
	Overall height 4 GU	1	CZT24H	2CPX052417R9999	
	Overall height 5 GU	1	CZT25H	2CPX052418R9999	
	Overall height 6 GU	1	CZT26H	2CPX052419R9999	
	Overall height 7 GU	1	CZT27H	2CPX052420R9999	
	Overall height 8 GU	1	CZT28H	2CPX052421R9999	
 CZT60	Installation set *1 *2 Of operating options in connection with TZ503, TZ504, TZ505, TZ506, TZ507 and TZ508	1	CZT60	2CPX052414R9999	
 TZ507	Latch plate *2 Double bit operating pin, 3 mm standard and 5 mm (CZT60 to be ordered separately)	1	TZ507	2CPX010491R9999	
	For triangular and square operating pin and for Daimler-Benz insert (CZT60 to be ordered separately)	1	TZ508	2CPX010492R9999	
 ZH130 ZH132 ZH134 ZH137	Betätigungsorn				
	Double bit 3 mm	1	ZH130	2CPX060490R9999	
	Double bit 5 mm	1	ZH131	2CPX060491R9999	
	Triangular 7 mm	1	ZH132	2CPX060492R9999	
	Triangular 8 mm	1	ZH133	2CPX060493R9999	
	Square 6 mm	1	ZH134	2CPX060494R9999	
	Square 7 mm	1	ZH135	2CPX060495R9999	
	Square 8 mm	1	ZH136	2CPX060496R9999	
Daimler-Benz insert	1	ZH137	2CPX060497R9999		

*1 For device rows located behind the lock, leave at least 2 SU empty

*2 Espagnolette closure CZT...H to be ordered separately

ComfortLine Compact CA and U distribution boards

Accessories









Article		Pcs.	Type	Ord. no.	Price
 ZH157	Operating keys				
	Triangular 7 mm	1	ZH157	2CPX060657R9999	
	Triangular 8 mm	1	ZH158	2CPX060658R9999	
	Double bit 3 mm	1	ZH160	2CPX060660R9999	
	Double bit 5 mm	1	ZH161	2CPX060661R9999	
	Square 6 mm	1	ZH162	2CPX060662R9999	
	Square 7 mm	1	ZH163	2CPX060663R9999	
	Square 8 mm	1	ZH164	2CPX060664R9999	
	Daimler-Benz insert	1	ZH165	2CPX060665R9999	
 ZH91	Universal key	1	ZH91	2CPX066091R9999	
	Double bit 3 and 5 mm Triangular 8 mm Square 6 and 8 mm				
 TZ503	Latch handle*¹ With lock	1	TZ503	2CPX010487R9999	
	Latch handle*¹ Without lock	1	TZ504	2CPX010488R9999	
 TZ505	T-handle*¹ With lock	1	TZ505	2CPX010489R9999	
	T-handle*¹ Without lock	1	TZ506	2CPX010490R9999	
 CZT7	Swivel handle with lead sealable cap*¹ For semi-cylinder, 40 mm (30/10)	1	CZT5	2CPX052488R9999	
	Swivel handle with lead sealable cap*¹ With closure EO 12	1	CZT6	2CPX052430R9999	
	Swivel handle with lead sealable cap*¹ With cabinet handle Berlin, simultaneous locking	1	CZT7	2CPX052431R9999	
 ZH142	Dummy insert Instead of a semi-cylinder with a swivel handle CZT5	1	ZH142	2CPX060502R9999	

*¹ For device rows located behind the lock, leave at least 2 SU empty

ComfortLine Compact CA and U distribution boards












Accessories

10

Article		Pcs.	Type	Ord. no.	Price
 ZKV200P4	Hollow-wall mounting set for flush-mounted cabinets U/UL For U compact distribution boards subsequent conversion of a flush-mounted consumer unit into a hollow-wall consumer unit; Wall thickness min. 14 mm, max. 58 mm	1	ZKV200P4	2CPX062446R9999	
 CZL61	Earthing set for wall-mounted cabinets CA For the conversion to protection class 1	1	CZL61	2CPX052449R9999	
 ZE12	Earthing set for flush-mounted cabinets U/UL For the conversion to protection class 1	1	ZE12	2CPX038144R9999	
 CZF1	Flange for cable entry for wall-mounted cabinets CA 2 x 25,5 mm, 2 x 47,5 mm, 1 x 62 mm	1	CZF1	2CPX052435R9999	
 CZF2	Membrane flange top for wall-mounted cabinets CA 34 x 12 mm, 9 x 15,5 mm, 6 x 19 mm, 2 x 40,5 mm, 2 x data line	1	CZF2	2CPX052436R9999	
 CZF4	Flange for M screw fittings for wall-mounted cabinets CA 10 x M16, 3 x M16/M20, 1 x M16/M20/M25, 1 x M16/M25/M32/M40/M50	1	CZF4	2CPX052438R9999	
 ZB40	Nipple flange for flush-mounted cabinets U/UL Material Plastic for cable sections 1 x 12 up to 47 mm, 1 x 12 up to 29 mm, 3 x 8 up to 15 mm, 20 x 7 up to 13 mm	1	ZB40	2CPX038195R9999	
 CZT10	Door hinge (plastic) for wall-mounted cabinets CA 1 set comprised of 1x hinge top-left/top-right/ bottom-left/bottom-right	1	CZT10	2CPX052415R9999	

ComfortLine Compact CA and U distribution boards











Accessories

Article		Pcs.	Type	Ord. no.	Price
 ZX371	Din rail for terminal blocks 35 x 7.5 mm For the assembly between the mounting frame and the compact distribution board, flush mounted; For lowered assembly in conjunction with mounting bracket ZX372P2 and insulator ZK90P2				
	1 Panel wide	1	ZX371	2CPX068076R9999	
	2 Panel wide	1	ZX389	2CPX068190R9999	
 ED51	Din rail for terminal blocks 35 x 15 mm For the assembly between the mounting frame and the compact distribution board, wall mounted; For lowered assembly in conjunction with mounting bracket ZX372P2 and insulator ZK90P2				
	1 Panel wide	1	ED51	2CPX039251R9999	
	2 Panel wide	1	ED52	2CPX039252R9999	
 ZX21	DIN rail 35 x 7.5 mm For the assembly to the mounting frame, flush mounted				
	1 Panel wide	1	ZX21	2CPX039021R9999	
	2 Panel wide	1	ZX22	2CPX039022R9999	
 ED1	DIN rail 35 x 15 mm For the assembly to the mounting frame compact distribution board, wall mounted				
	1 Panel wide	1	ED1	2CPX039381R9999	
	2 Panel wide	1	ED2	2CPX039382R9999	
 ZK90P2	Insulator for DIN rails 35 x 7.5 mm and 35 x 15 mm with fastening material	2	ZK90P2	2CPX062426R9999	
 ZX372P2	Mounting bracket For ZK90P2	2	ZX372P2	2CPX062544R9999	
 ZB32P20	Fastening screws for DIN rails				
	Slotted/hexalobular socket pan head thread rolling screw T25 –	20	ZB32P20	2CPX062651R9999	
	Slotted/hexalobular socket pan head thread rolling screw T25 –	500	ZB32P500	2CPX062652R9999	
 ED137P4	Cover holder 45 mm (height) for compact distribution boards, flush mounted For fastening (inserting, turning) to EDF-profile rail and for snapping onto a partition; For DIN rails 35 x 7.5 mm only use this cover holder	4	ED137P4	2CPX062600R9999	
		40	ED137P40	2CPX062601R9999	
 ED138P4	Cover holder 52.5 mm (height) for compact distribution boards, wall mounted For fastening (inserting, turning) to EDF-profile rail and for snapping onto a partition; For DIN rails 35 x 15 mm only use this cover holder	4	ED138P4	2CPX062630R9999	
		40	ED138P40	2CPX062603R9999	
 ED138P4	Press and turn closure For distribution board panel covers	12	ED50P12	2CPX062337R9999	
 ZA1P5	Slot cover Colour RAL 7035 for 12 space unit, break-off type	5	ZA1P5	2CPX062384R9999	
		50	ZA1P50	2CPX062378R9999	

ComfortLine Compact CA and U distribution boards

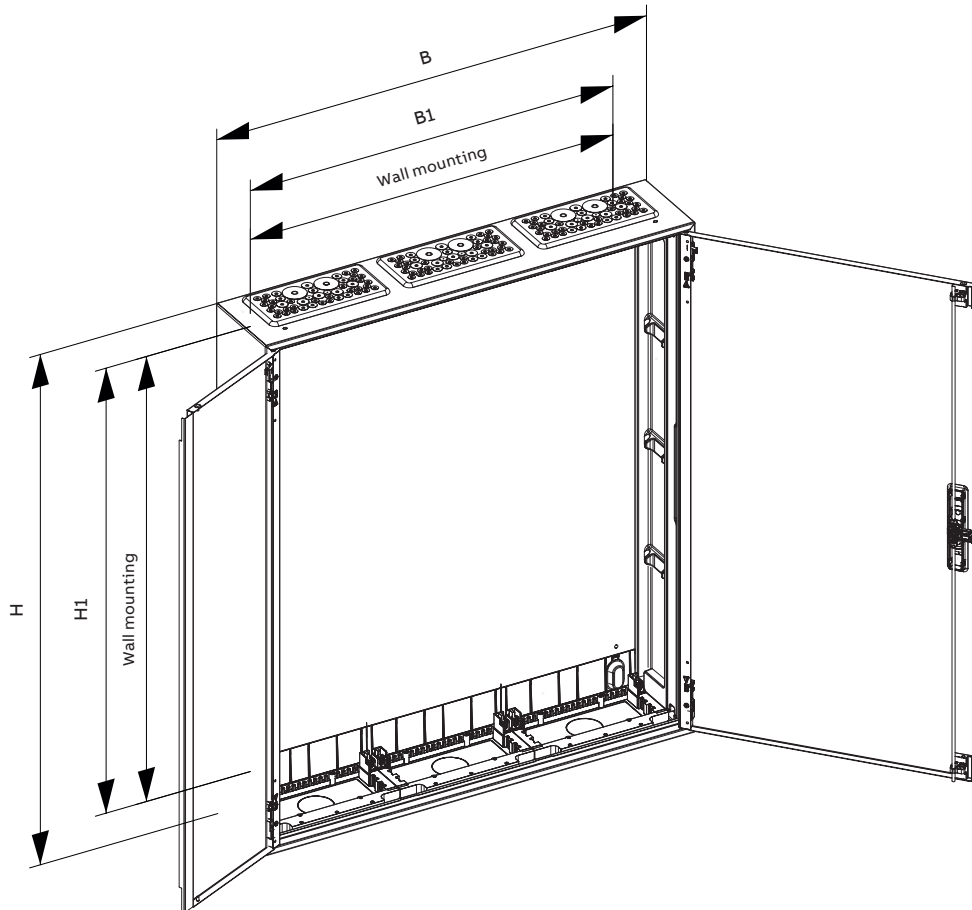
Accessories

01

Article		Pcs.	Type	Ord. no.	Price
 CZB113	Vertical partitions Zwischen Verteilerfeldern, nicht lichtbogenfest				
	Height 3 GU	1	CZB113	2CPX052450R9999	
	Height 4 GU	1	CZB114	2CPX052451R9999	
	Height 5 GU	1	CZB115	2CPX052452R9999	
	Height 6 GU	1	CZB116	2CPX052453R9999	
	Height 7 GU	1	CZB117	2CPX052454R9999	
	Height 8 GU	1	CZB118	2CPX052455R9999	
 ZK300	Busbar system for N/PE Cu 12 x 5 mm, max. connection 95 mm ²				
	1 Panel wide	1	ZK300	2CPX038551R9999	
	2 Panel wide	1	ZK301	2CPX038552R9999	
 ZX518	N/PE busbar holder For Cu bars 12 x 5 mm, 20 x 5 mm, 30 x 5 mm	1	ZX518	2CPX067805R9999	
		10	ZX518P10	2CPX062551R9999	
 ZX400	Copper bars 12 x 5 mm = 250 A				
	Length 1 m		ZX400	2CPX061400R9999	
	Length 2 m		ZX401	2CPX061401R9999	
	Length 3 m		ZX402	2CPX061402R9999	
	Length 4 m		ZX350	2CPX061350R9999	
 ZA6	Document holder DIN A4 Self-adhesive, with transparent sleeve	1	ZA6	2CPX038227R9999	
		10	ZA6P10	2CPX062380R9999	
	Document holder DIN A4 Self-adhesive with transparent sleeve and reinforced back	10	ZA61P10	2CPX062375R9999	
 ZA5	Document holder DIN A4 Self-adhesive	1	ZA13	2CPX038233R9999	
		10	ZA13P10	2CPX062381R9999	
	Document holder DIN A5 Self-adhesive	1	ZA5	2CPX038228R9999	
		10	ZA5P10	2CPX062382R9999	
 ZKV201	Labelling system Self-adhesive, for AT and U distribution boards	1	ZKV201	2CPX038148R9999	
 ZA122	Cleaners For distribution board panel covers, pump spray bottle, 500 ml	1	ZA122	2CPX038293R9999	
 ZA20	Spray paint can Colour RAL 9016, 150 ml	1	ZA20	2CPX038229R9999	
 ZA120	Touch-up applicator Colour RAL 9016, 12 ml	1	ZA120	2CPX039043R9999	

ComfortLine Compact CA distribution boards for wall-mounting

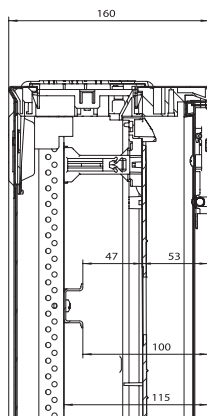
Technical specifications for planning and assembly



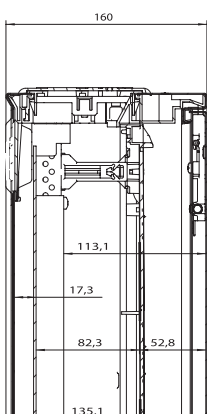
Type	H	B	H1	B1
CA13...	500	300	428	175
CA14...	650	300	578	175
CA15...	800	300	728	175
CA16...	950	300	878	175
CA17...	1100	300	1028	175
CA18...	1250	300	1178	175
CA23...	500	550	428	425
CA24...	650	550	578	425
CA25...	800	550	728	425
CA26...	950	550	878	425
CA27...	1100	550	1028	425
CA28...	1250	550	1178	425
CA34...	650	800	578	675
CA35...	800	800	728	675
CA36...	950	800	878	675
CA37...	1100	800	1028	675
CA38...	1250	800	1178	675
CA45...	800	1050	728	925
CA46...	950	1050	878	925

ComfortLine Compact CA distribution boards for wall-mounting

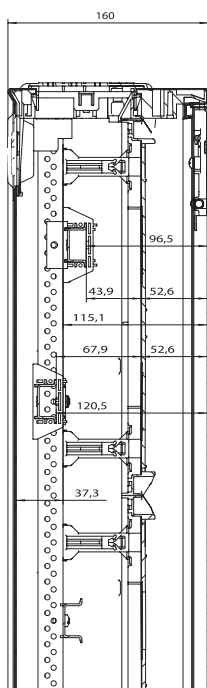
Technical specifications for planning and assembly



Distribution board panel



Mounting plate



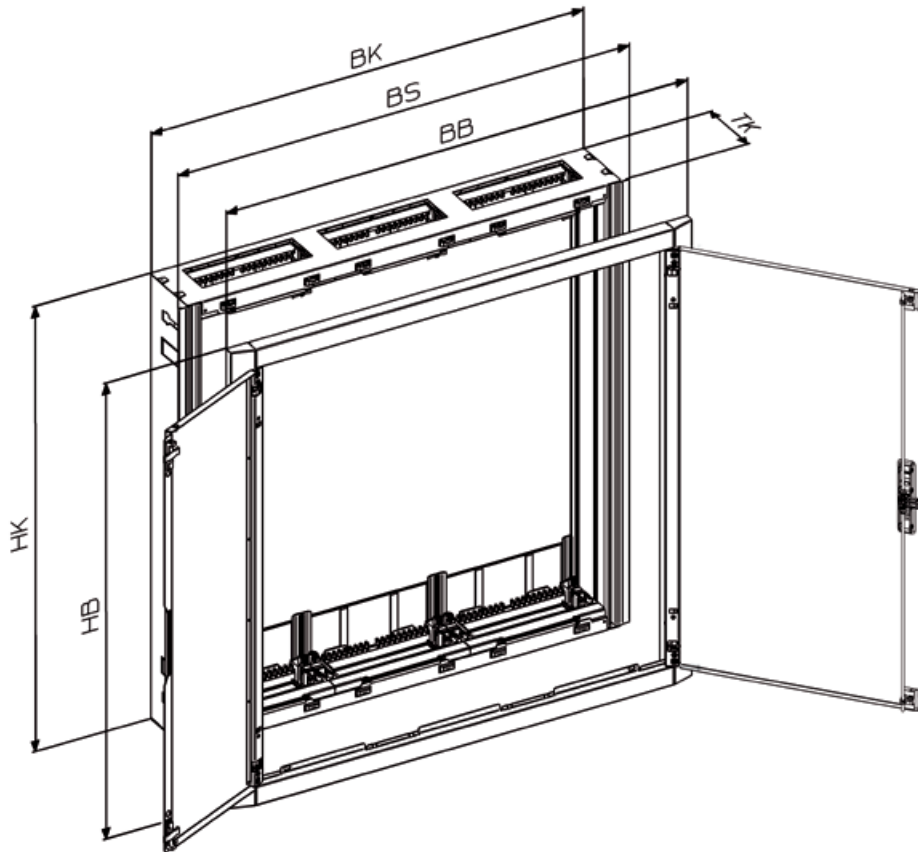
Panels for terminals

Type	Power loss (Watt) at overtemperature $\Delta t_{1,0} 20K$
CA13	25,90
CA13V	25,90
CA14	31,80
CA14R	25,90
CA14RT	25,90
CA14V	31,80
CA14VT	31,80
CA15	37,60
CA15R	31,80
CA15RT	31,80
CA15V	37,60
CA15VT	37,60
CA16	43,60
CA16R	37,60
CA16RT	37,60
CA16V	43,60
CA16VT	43,60
CA17	49,50
CA17R	43,60
CA17RT	43,60
CA18	55,40
CA18R	49,50
CA18RT	49,50
CA23	43,50
CA23V	43,50
CA23VM	43,50
CA23VT	43,50
CA24	52,00
CA24R	43,50
CA24RT	43,50
CA24V	52,00
CA24V2	52,00
CA24VM	52,00
CA24VML	52,00
CA24VMW	52,00
CA24VP	52,00
CA24VT	52,00
CA25	60,60
CA25K	60,60
CA25R	52,00
CA25RT	52,00
CA25V	60,60
CA25V2	60,60
CA25VM	60,60
CA25VML	60,60
CA25VMW	60,60
CA25VT	60,60
CA26	69,30
CA26K	69,30
CA26R	60,60
CA26RT	60,60
CA26V	69,30
CA26VM	69,30
CA26VML	69,30
CA26VMW	69,30
CA26VT	69,30

Type	Power loss (Watt) at overtemperature $\Delta t_{1,0} 20K$
CA27	55,40
CA27K	55,40
CA27R	69,30
CA27RT	69,30
CA27V	55,40
CA27VM	55,40
CA27VML	55,40
CA27VMW	55,40
CA28	63,40
CA28K	63,40
CA28R	55,40
CA28RT	55,40
CA28V	63,40
CA28VM	63,40
CA28VML	63,40
CA28VMW	63,40
CA34	59,80
CA34V	59,80
CA35	70,20
CA35K	70,20
CA35R	59,80
CA35RT	59,80
CA35V	70,20
CA35VML	70,20
CA35VMW	70,20
CA35VP	70,20
CA36	81,10
CA36K	81,10
CA36R	70,20
CA36RT	70,20
CA36V	81,10
CA36VML	81,10
CA36VMW	81,10
CA37	92,10
CA37K	92,10
CA37R	81,10
CA37RT	81,10
CA37V	92,10
CA37VML	92,10
CA37VMW	92,10
CA38	108,70
CA38K	108,70
CA38R	92,10
CA38RT	92,10
CA38V	108,70
CA38VML	108,70
CA38VMW	108,70
CA45	84,30
CA45K	84,30
CA45R	72,30
CA45RT	72,30
CA45V	84,30
CA46	99,60
CA46K	99,60

U/UL Compact distribution boards for flush- and hollow-wall mounting

Technical specifications for planning and assembly

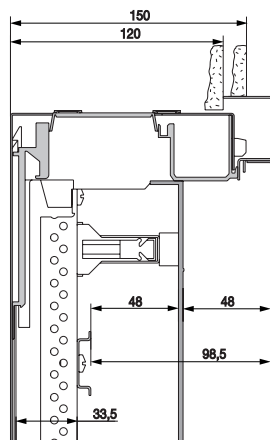


Type	HK	BK	TK	HB	BB	BS
U32 ..., UL32	527	553	120	544	604	586
U41 ..., UL41	677	303	120	694	354	336
U42 ..., UL42	677	553	120	694	604	586
U43 ..., UL43	677	803	120	694	854	836
U51 ..., UL51	827	303	120	844	354	336
U52 ..., UL52	827	553	120	844	604	586
U53 ..., UL53	827	803	120	844	854	836
U54 ..., UL54	827	1053	120	844	1104	1086
U61 ..., UL61	977	303	120	994	354	336
U62 ..., UL62	977	553	120	994	604	586
U63 ..., UL63	977	803	120	994	854	836
U64 ..., UL64	977	1053	120	994	1104	1086
U72 ..., UL72	1127	553	120	1144	604	586
U73 ..., UL73	1127	803	120	1144	854	836

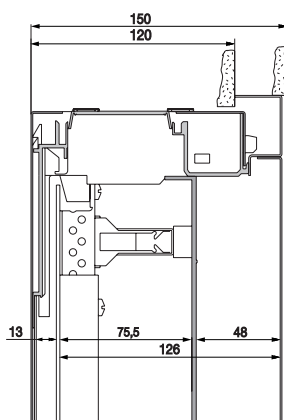
> Dimensions in mm

U/UL Compact distribution boards for flush- and hollow-wall mounting

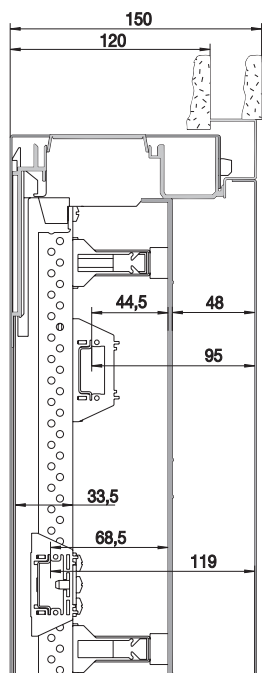
Technical specifications for planning and assembly



Distribution board panel



Mounting plate



Panels for terminals

> Dimensions in mm

Type	Weight (kg)	Power loss (Watt) at overtemperature $\Delta t_{1,0} 20K$
U32	13,50	33,10
U32MM	12,50	33,10
U32R2	13,00	33,10
U32TE	12,50	33,10
U32TR2	11,00	33,10
U41	10,50	24,30
U41R3	10,50	24,30
U41TE	9,00	24,30
U41TR3	9,50	24,30
U42	15,50	40,10
U42/2	16,50	40,10
U42D	16,50	40,10
U42FPT	17,00	40,10
U42M	18,50	40,10
U42MM	18,00	40,10
U42MML	17,50	40,10
U42MMW	17,00	40,10
U42R3	16,00	40,10
U42TE	14,00	40,10
U42TR3	14,00	40,10
U43	22,50	57,40
U43R3	23,00	57,40
U43TR3	19,50	57,40
U51	12,50	28,40
U51R4	12,00	28,40
U51TE	12,00	28,40
U51TR4	10,50	28,40
U52	18,50	46,30
U52/2	19,00	46,30
U52K	18,50	46,30
U52MM	21,00	46,30
U52MML	20,00	46,30
U52MMW	20,00	46,30
U52R4	18,00	46,30
U52TE	16,00	46,30
U52TR4	16,00	46,30
U53	26,50	65,60
U53K	26,00	65,60
U53M	29,00	65,60
U53R4	26,50	65,60
U53TR4	22,00	65,60
U54	33,00	61,80
U54K	32,50	61,80
U54R4	33,50	61,80
U61	14,50	32,90
U61R5	14,50	32,90
U61TE	12,50	32,90
U61TR5	12,50	32,90
U62	22,00	53,10
U62K	22,00	53,10
U62MM	24,50	53,10
U62MML	24,00	53,10
U62MMW	22,50	53,10
U62R5	22,00	53,10
U62TE	19,00	53,10
U62TR5	19,00	53,10

Type	Weight (kg)	Power loss (Watt) at overtemperature $\Delta t_{1,0} 20K$
U63	31,00	53,30
U63K	30,50	53,30
U63R5	31,50	53,30
U63TR5	26,00	53,30
U64K	38,00	68,30
U72	25,00	59,80
U72K	25,00	59,80
U72R6	26,00	59,80
U72TR6	21,50	59,80
U73K	35,00	62,30
U73R6	35,50	62,30
U73TR6	28,50	62,30

—
02

ComfortLine Wall-mounting cabinets

Content

ComfortLine A wall-mounting cabinets IP44 for wall-mounting

For wall-mounting 	2/3
---	-----


Accessories

Accessories	2/5
Sheet steel doors	2/9
Transparent doors	2/10
Sheet steel doors with ventilation holes	2/11
Sheet steel doors with plastic insert and ventilation holes (WiFi-door)	2/12

Technical specifications for planning and assembly

Dimensions	2/13
Dimensions and power loss	2/14
Dimensions transparent doors	2/15
Dimensions of the knockouts for the Keystone- and E-Dat-modules	2/16

ComfortLine B wall-mounting cabinets IP44 for wall-mounting

For wall-mounting 	2/17
---	------

Accessories

Accessories	2/19
Cable entry covers	2/22
Sheet steel doors	2/23
Transparent doors	2/24
Sheet steel doors with ventilation holes	2/25
Sheet steel doors with plastic insert and ventilation holes (WiFi-door)	2/26

Technical specifications for planning and assembly

Dimensions	2/27
Dimensions and power loss	2/28
Dimensions transparent doors	2/29
Dimensions of the knockouts for the Keystone- and E-Dat-modules	2/30

ComfortLine A wall-mounting cabinets IP44

For wall-mounting 



A37



A57B

Technical specifications

Standards/regulations	DIN EN 61439-1/-2/-3
Protection class	II, double insulated
Protection class	With door IP44 Without door IP30*
Mechanical impact strength	IK07
Rated current	$I_{(nA)}$ up to 250 A

Product features

Enclosures and doors	Made of sheet steel, colour white RAL 9016, powder-coated With depth level compensation One top mounted membrane flange per panel width Door opening angle 120° Double-wing doors on cabinets with three or more panel widths Doors with espagnolette closure Flange openings pre-embossed at the bottom and sides With cable strain relief
Internal configuration options	Prepared to be fitted with distribution board and media panels Prepared to be fitted with CombiLine-M modules on the EDF mounting frame
Delivery forms	Empty cabinets with and without door Also delivered is a flange for cable entry CZF1 for the lower connection area
Accessories	Cable entry covers Closures Doors

> Accessories, see page 2/5

> Cable entry covers, see page 2/8

> Doors, see page 2/9

> Distribution board panels/combination sets CombiLine, see main catalogue

* For an internal configuration as sub-distribution board with distribution board panels or CombiLine modules









ComfortLine A wall-mounting cabinets IP44

For wall-mounting 

BH	GU	Height		External dimensions		With door IP44			Without door IP30		
		(mm)	PW	SU	H x W x D mm	Type	Ord. no.	Price	Type	Ord. no.	Price
00	3	500	1	36	500 x 300 x 215	A13	2CPX052010R9999	-	-	-	-
			2	72	500 x 550 x 215	A23	2CPX052011R9999	-	-	-	-
			3	108	500 x 800 x 215	A33	2CPX052012R9999	-	-	-	-
			4	144	500 x 1050 x 215	A43	2CPX052013R9999	-	-	-	-
			5	180	500 x 1300 x 215	A53	2CPX052014R9999	-	-	-	-
0	4	650	1	48	650 x 300 x 215	A14	2CPX052015R9999	-	-	-	-
			2	96	650 x 550 x 215	A24	2CPX052016R9999	-	-	-	-
			3	144	650 x 800 x 215	A34	2CPX052017R9999	-	-	-	-
			4	192	650 x 1050 x 215	A44	2CPX052018R9999	-	-	-	-
			5	240	650 x 1300 x 215	A54	2CPX052019R9999	-	-	-	-
1	5	800	1	60	800 x 300 x 215	A15	2CPX052020R9999	-	-	-	-
			2	120	800 x 550 x 215	A25	2CPX052021R9999	-	-	-	-
			3	180	800 x 800 x 215	A35	2CPX052022R9999	-	-	-	-
			4	240	800 x 1050 x 215	A45	2CPX052023R9999	-	-	-	-
			5	300	800 x 1300 x 215	A55	2CPX052024R9999	-	-	-	-
2	6	950	1	72	950 x 300 x 215	A16	2CPX052025R9999	-	-	-	-
			2	144	950 x 550 x 215	A26	2CPX052026R9999	-	-	-	-
			3	216	950 x 800 x 215	A36	2CPX052027R9999	-	-	-	-
			4	288	950 x 1050 x 215	A46	2CPX052028R9999	-	-	-	-
			5	360	950 x 1300 x 215	A56	2CPX052029R9999	-	-	-	-
3	7	1100	1	84	1100 x 300 x 215	A17	2CPX052030R9999	-	-	A17B	2CPX052083R9999
			2	168	1100 x 550 x 215	A27	2CPX052031R9999	-	-	A27B	2CPX052084R9999
			3	252	1100 x 800 x 215	A37	2CPX052032R9999	-	-	A37B	2CPX052085R9999
			4	336	1100 x 1050 x 215	A47	2CPX052033R9999	-	-	A47B	2CPX052086R9999
			5	420	1100 x 1300 x 215	A57	2CPX052034R9999	-	-	A57B	2CPX052087R9999
4	8	1250	1	96	1250 x 300 x 215	A18	2CPX052035R9999	-	-	-	-
			2	192	1250 x 550 x 215	A28	2CPX052036R9999	-	-	-	-
			3	288	1250 x 800 x 215	A38	2CPX052037R9999	-	-	-	-
			4	384	1250 x 1050 x 215	A48	2CPX052038R9999	-	-	-	-
			5	480	1250 x 1300 x 215	A58	2CPX052039R9999	-	-	-	-
5	9	1400	1	108	1400 x 300 x 215	A19	2CPX052040R9999	-	-	A19B	2CPX052088R9999
			2	216	1400 x 550 x 215	A29	2CPX052041R9999	-	-	A29B	2CPX052089R9999
			3	324	1400 x 800 x 215	A39	2CPX052042R9999	-	-	A39B	2CPX052090R9999
			4	432	1400 x 1050 x 215	A49	2CPX052043R9999	-	-	A49B	2CPX052091R9999
			5	540	1400 x 1300 x 215	A59	2CPX052044R9999	-	-	A59B	2CPX052092R9999

ComfortLine A wall-mounting cabinets






Accessories

Article		Pcs.	Type	Ord. no.	Price
 CZ3	Insulating frame for cabinet to cabinet connections For the side flange cut-outs (to guarantee the double insulation for cabinet to cabinet connections) (with connection material)	1	CZ3	2CPX052461R9999	
 CZ4	Insulating frame for cabinet to cabinet connections For the upper/lower flange cut-outs (to guarantee the double insulation for cabinet to cabinet connections)	1	CZ4	2CPX052462R9999	
 CZ6	Mounting frame For lateral flange mounting	1	CZ6	2CPX052464R9999	
 CZ1P4	External mounting brackets	4	CZ1P4	2CPX052459R9999	
 CZF1	Flange for cable entry 2 x 25,5 mm, 2 x 47,5 mm, 1 x 62 mm	1	CZF1	2CPX052435R9999	
 CZF2	Membrane flange* 34 x 12 mm, 9 x 15,5 mm, 6 x 19 mm, 2 x 40,5 mm, 2 x data line	1	CZF2	2CPX052436R9999	
 CZF3	Closing flange	1	CZF3	2CPX052437R9999	
 CZF4	Flange for M screw fittings 10 x M16, 3 x M16/M20, 1 x M16/M20/M25, 1 x M16/M25/M32/M40/M50	1	CZF4	2CPX052438R9999	

* Included in delivery

ComfortLine A wall-mounting cabinets

Accessories

Article		Pcs.	Type	Ord. no.	Price
 CZT1 CZT2	Standard closure*	1	CZT1	2CPX052413R9999	
	Closure with lock With 2 keys	1	CZT2	2CPX052412R9999	
 CZT23	Espagnolette closure* In connection with standard closure CZT1 or closure with lock CZT2				
	Overall height 3 GU	1	CZT23	2CPX052423R9999	
	Overall height 4 GU	1	CZT24	2CPX052424R9999	
	Overall height 5 GU	1	CZT25	2CPX052425R9999	
	Overall height 6 GU	1	CZT26	2CPX052426R9999	
	Overall height 7 GU	1	CZT27	2CPX052427R9999	
	Overall height 8 GU	1	CZT28	2CPX052428R9999	
	Overall height 9 GU	1	CZT29	2CPX052429R9999	
 CZT60	Set for installing Of operating options in connection with TZ507 up to TZ508	1	CZT60	2CPX052414R9999	
 TZ507	Latch plate*¹ *²				
	Double bit operating pin, 3 mm standard and 5 mm	1	TZ507	2CPX010491R9999	
	For triangular and square operating pin and for Daimler-Benz insert (CZT60 to be ordered separately)	1	TZ508	2CPX010492R9999	
 ZH132 ZH134 ZH137	Operating pin				
	Triangular 7 mm	1	ZH132	2CPX060492R9999	
	Triangular 8 mm	1	ZH133	2CPX060493R9999	
	Square 6 mm	1	ZH134	2CPX060494R9999	
	Square 7 mm	1	ZH135	2CPX060495R9999	
	Square 8 mm	1	ZH136	2CPX060496R9999	
	Daimler-Benz	1	ZH137	2CPX060497R9999	

* Included in delivery

*¹ Order installation set CZT60 separately*² Espagnolette closure CZT...H to be ordered separately

ComfortLine A wall-mounting cabinets

Accessories

Article		Pcs.	Type	Ord. no.	Price
 TZ505 TZ506	T-handle^{*1 *2}				
	With latch plate, without lock	1	TZ506	2CPX010490R9999	
	With latch plate, with lock	1	TZ505	2CPX010489R9999	
 TZ503 TZ504	Latch handle^{*1 *2}				
	With latch plate, without lock	1	TZ504	2CPX010488R9999	
	With latch plate, with lock	1	TZ503	2CPX010487R9999	
 CZT7	Swivel handle with lead sealable cap^{*2} For semi-cylinder, 40 mm (30/10)	1	CZT5	2CPX052488R9999	
	Swivel handle with lead sealable cap^{*2} With closure EO 12	1	CZT6	2CPX052430R9999	
	Swivel handle with lead sealable cap^{*2} With cabinet handle Berlin, simultaneous locking	1	CZT7	2CPX052431R9999	
 ZH142	Dummy insert Instead of a semi-cylinder	1	ZH142	2CPX060502R9999	
 CZT23H	Espagnolette closure In connection with swivel handle CZT5, CZT6, CZT7 and TZ503, TZ504, TZ505, TZ506, TZ507 and TZ508				
	Overall height 3 GU	1	CZT23H	2CPX052416R9999	
	Overall height 4 GU	1	CZT24H	2CPX052417R9999	
	Overall height 5 GU	1	CZT25H	2CPX052418R9999	
	Overall height 6 GU	1	CZT26H	2CPX052419R9999	
	Overall height 7 GU	1	CZT27H	2CPX052420R9999	
	Overall height 8 GU	1	CZT28H	2CPX052421R9999	
Overall height 9 GU	1	CZT29H	2CPX052422R9999		
 CZT10	Door hinge* 1 set comprised of 1x hinge top-left/top-right/ bottom-left/bottom-right	1	CZT10	2CPX052415R9999	









*Included in delivery

*¹ Order installation set CZT60 separately

*² Order espagnolette closure CZT...H separately


ComfortLine A wall-mounting cabinets

Accessories

Article		Pcs.	Type	Ord. no.	Price
 KB19	Cable entry covers With end plates and fixing brackets made of plastic, colour RAL9016 matching the colour of the cabinets				
	1 panel wide, Height 300 mm	1	KB19	2CPX044049R9999	
	2 panel wide, Height 550 mm	1	KB29	2CPX044050R9999	
	3 panel wide, Height 800 mm	1	KB39	2CPX044051R9999	
	4 panel wide, Height 1050 mm	1	KB49	2CPX044052R9999	
	5 panel wide, Height 1300 mm	1	KB59	2CPX044053R9999	
 KB219	Profile Plastic, colour RAL9016, width 2000 mm	1	KB219	2CPX044055R9999	
 KBS9	End plate left/right Plastic, colour RAL9016 1 set, 2 pcs.	1	KB59	2CPX044057R9999	
 KBW1	Mounting bracket Made of plastic with holding magnet for mounting on the cabinet	1	KBW1	2CPX044058R9999	
 ZA6	Document holder DIN A4 Self-adhesive, with transparent sleeve	1	ZA6	2CPX038227R9999	
		10	ZA6P10	2CPX062380R9999	
	Self-adhesive, with transparent sleeve and reinforced back	10	ZA6P10	2CPX062375R9999	
 ZA5	Document holder DIN A5 Self-adhesive	1	ZA5	2CPX038228R9999	
		10	ZA5P10	2CPX062382R9999	
 ZA20	Spray paint can Colour RAL 9016, 150 ml	1	ZA20	2CPX038229R9999	
 ZA120	Touch-up applicator Colour RAL 9016, 12 ml	1	ZA120	2CPX039043R9999	

ComfortLine A wall-mounting cabinets

Accessories sheet steel doors


Article	GU	PW	BH	To be used with cabinet	Door without closure			Door with closure		
					Type	Ord. no.	Price	Type	Ord. no.	Price
 CTB27S	3	1	00	A13	-	-		CTB13S	2CPX052318R9999	
		2	00	A23	-	-		CTB23S	2CPX052319R9999	
		3*	00	A33	CTB13	2CPX052304R9999		CTB23S	2CPX052319R9999	
		4*	00	A43	CTB23	2CPX052305R9999		CTB23S	2CPX052319R9999	
		5*	00	A53	CTB23	2CPX052305R9999		CTB33S	2CPX052320R9999	
	4	1	0	A14	-	-		CTB14S	2CPX052321R9999	
		2	0	A24	-	-		CTB24S	2CPX052322R9999	
		3*	0	A34	CTB14	2CPX052306R9999		CTB24S	2CPX052322R9999	
		4*	0	A44	CTB24	2CPX052307R9999		CTB24S	2CPX052322R9999	
		5*	0	A54	CTB24	2CPX052307R9999		CTB34S	2CPX052323R9999	
	5	1	1	A15	-	-		CTB15S	2CPX052324R9999	
		2	1	A25	-	-		CTB25S	2CPX052325R9999	
		3*	1	A35	CTB15	2CPX052308R9999		CTB25S	2CPX052325R9999	
		4*	1	A45	CTB25	2CPX052309R9999		CTB25S	2CPX052325R9999	
		5*	1	A55	CTB25	2CPX052309R9999		CTB35S	2CPX052326R9999	
	6	1	2	A16	-	-		CTB16S	2CPX052327R9999	
		2	2	A26	-	-		CTB26S	2CPX052328R9999	
		3*	2	A36	CTB16	2CPX052310R9999		CTB26S	2CPX052328R9999	
		4*	2	A46	CTB26	2CPX052311R9999		CTB26S	2CPX052328R9999	
		5*	2	A56	CTB26	2CPX052311R9999		CTB36S	2CPX052329R9999	
	7	1	3	A17	-	-		CTB17S	2CPX052330R9999	
		2	3	A27	-	-		CTB27S	2CPX052331R9999	
		3*	3	A37	CTB17	2CPX052312R9999		CTB27S	2CPX052331R9999	
		4*	3	A47	CTB27	2CPX052313R9999		CTB27S	2CPX052331R9999	
		5*	3	A57	CTB27	2CPX052313R9999		CTB37S	2CPX052332R9999	
8	1	4	A18	-	-		CTB18S	2CPX052333R9999		
	2	4	A28	-	-		CTB28S	2CPX052334R9999		
	3*	4	A38	CTB18	2CPX052314R9999		CTB28S	2CPX052334R9999		
	4*	4	A48	CTB28	2CPX052315R9999		CTB28S	2CPX052334R9999		
	5*	4	A58	CTB28	2CPX052315R9999		CTB38S	2CPX052335R9999		
9	1	5	A19	-	-		CTB19S	2CPX052336R9999		
	2	5	A29	-	-		CTB29S	2CPX052337R9999		
	3*	5	A39	CTB19	2CPX052316R9999		CTB29S	2CPX052337R9999		
	4*	5	A49	CTB29	2CPX052317R9999		CTB29S	2CPX052337R9999		
	5*	5	A59	CTB29	2CPX052317R9999		CTB39S	2CPX052338R9999		

> Double-wing doors on cabinets with three or more panel widths

> Dimensions doors for A-wall cabinets see page 2/15

ComfortLine A wall-mounting cabinets

Accessories transparent doors


Article	GU	PW	BH	To be used with Abinet	Door without closure			Door with closure		
					Type	Ord. no.	Price	Type	Ord. no.	Price
	3	1	00	A13	-	-		CTT13S	2CPX052353R9999	
		2	00	A23	-	-		CTT23S	2CPX052354R9999	
		3*	00	A33	CTT13	2CPX052339R9999		CTT23S	2CPX052354R9999	
		4*	00	A43	CTT23	2CPX052340R9999		CTT23S	2CPX052354R9999	
		5*	00	A53	CTT23	2CPX052340R9999		CTT33S	2CPX052355R9999	
	4	1	0	A14	-	-		CTT14S	2CPX052356R9999	
		2	0	A24	-	-		CTT24S	2CPX052357R9999	
		3*	0	A34	CTT14	2CPX052341R9999		CTT24S	2CPX052357R9999	
		4*	0	A44	CTT24	2CPX052342R9999		CTT24S	2CPX052357R9999	
		5*	0	A54	CTT24	2CPX052342R9999		CTT34S	2CPX052358R9999	
	5	1	1	A15	-	-		CTT15S	2CPX052359R9999	
		2	1	A25	-	-		CTT25S	2CPX052360R9999	
		3*	1	A35	CTT15	2CPX052343R9999		CTT25S	2CPX052360R9999	
		4*	1	A45	CTT25	2CPX052344R9999		CTT25S	2CPX052360R9999	
		5*	1	A55	CTT25	2CPX052344R9999		CTT35S	2CPX052361R9999	
	6	1	2	A16	-	-		CTT16S	2CPX052362R9999	
		2	2	A26	-	-		CTT26S	2CPX052363R9999	
		3*	2	A36	CTT16	2CPX052345R9999		CTT26S	2CPX052363R9999	
		4*	2	A46	CTT26	2CPX052346R9999		CTT26S	2CPX052363R9999	
		5*	2	A56	CTT26	2CPX052346R9999		CTT36S	2CPX052364R9999	
	7	1	3	A17	-	-		CTT17S	2CPX052365R9999	
		2	3	A27	-	-		CTT27S	2CPX052366R9999	
		3*	3	A37	CTT17	2CPX052347R9999		CTT27S	2CPX052366R9999	
		4*	3	A47	CTT27	2CPX052348R9999		CTT27S	2CPX052366R9999	
		5*	3	A57	CTT27	2CPX052348R9999		CTT37S	2CPX052367R9999	
8	1	4	A18	-	-		CTT18S	2CPX052368R9999		
	2	4	A28	-	-		CTT28S	2CPX052369R9999		
	3*	4	A38	CTT18	2CPX052349R9999		CTT28S	2CPX052369R9999		
	4*	4	A48	CTT28	2CPX052350R9999		CTT28S	2CPX052369R9999		
	5*	4	A58	CTT28	2CPX052350R9999		CTT38S	2CPX052370R9999		
9	1	5	A19	-	-		CTT19S	2CPX052371R9999		
	2	5	A29	-	-		CTT29S	2CPX052372R9999		
	3*	5	A39	CTT19	2CPX052351R9999		CTT29S	2CPX052372R9999		
	4*	5	A49	CTT29	2CPX052352R9999		CTT29S	2CPX052372R9999		
	5*	5	A59	CTT29	2CPX052352R9999		CTT39S	2CPX052373R9999		

> Double-wing doors on cabinets with three or more panel widths

> Dimensions doors for A-wall cabinets see page 2/15

ComfortLine A wall-mounting cabinets

Accessories sheet steel doors with ventilation holes


Article	GU	PW	BH	To be used with cabinet	Door without closure			Door with closure		
					Type	Ord. no.	Price	Type	Ord. no.	Price
	3	1	00	A13	-	-		CTL13S	2CPX052374R9999	
		2	00	A23	-	-		CTL23S	2CPX052375R9999	
		3*	00	A33	-	-		CTL23S	2CPX052375R9999	
		4*	00	A43	-	-		CTL23S	2CPX052375R9999	
		5*	00	A53	-	-		-	-	
	4	1	0	A14	-	-		CTL14S	2CPX052376R9999	
		2	0	A24	-	-		CTL24S	2CPX052377R9999	
		3*	0	A34	-	-		CTL24S	2CPX052377R9999	
		4*	0	A44	-	-		CTL24S	2CPX052377R9999	
		5*	0	A54	-	-		-	-	
	5	1	1	A15	-	-		CTL15S	2CPX052378R9999	
		2	1	A25	-	-		CTL25S	2CPX052379R9999	
		3*	1	A35	-	-		CTL25S	2CPX052379R9999	
		4*	1	A45	-	-		CTL25S	2CPX052379R9999	
		5*	1	A55	-	-		-	-	
	6	1	2	A16	-	-		CTL16S	2CPX052380R9999	
		2	2	A26	-	-		CTL26S	2CPX052381R9999	
		3*	2	A36	-	-		CTL26S	2CPX052381R9999	
		4*	2	A46	-	-		CTL26S	2CPX052381R9999	
		5*	2	A56	-	-		-	-	
7	1	3	A17	-	-		CTL17S	2CPX052382R9999		
	2	3	A27	-	-		CTL27S	2CPX052383R9999		
	3*	3	A37	-	-		CTL27S	2CPX052383R9999		
	4*	3	A47	-	-		CTL27S	2CPX052383R9999		
	5*	3	A57	-	-		CTL37S	2CPX052384R9999		
8	1	4	A18	-	-		-	-		
	2	4	A28	-	-		-	-		
	3*	4	A38	-	-		-	-		
	4*	4	A48	-	-		-	-		
	5*	4	A58	-	-		-	-		
9	1	5	A19	-	-		CTL19S	2CPX052385R9999		
	2	5	A29	-	-		CTL29S	2CPX052386R9999		
	3*	5	A39	-	-		CTL29S	2CPX052386R9999		
	4*	5	A49	-	-		CTL29S	2CPX052386R9999		
	5*	5	A59	-	-		CTL39S	2CPX052387R9999		

> Double-wing doors on cabinets with three or more panel widths

> Dimensions doors for A-wall cabinets see page 2/15

ComfortLine A wall-mounting cabinets

Accessories sheet steel doors with plastic insert and ventilation holes (WiFi-door)

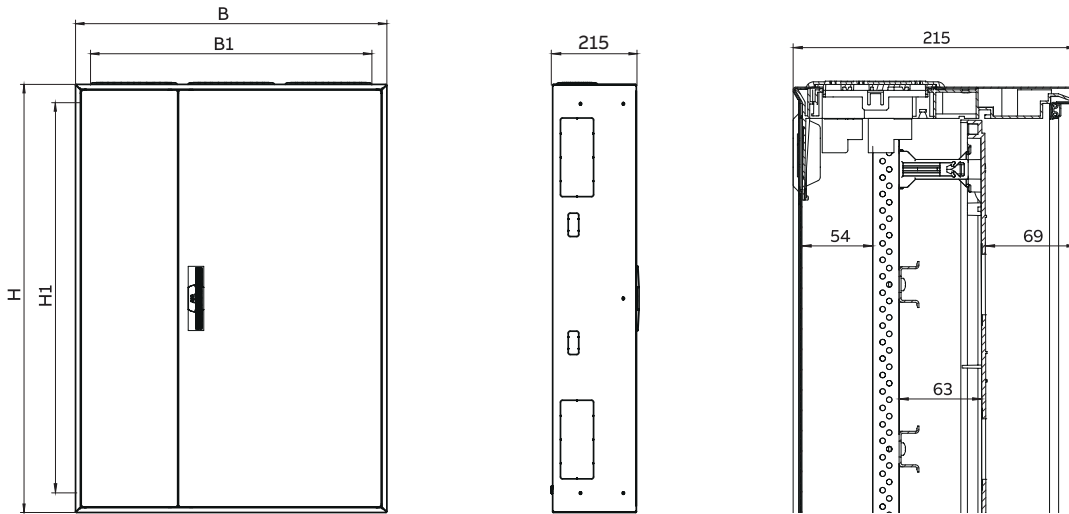
Article	GU	PW	BH	To be used with cabinet	Door without closure			Door with closure		
					Type	Ord. no.	Price	Type	Ord. no.	Price
	3	1	00	A13	-	-	-	CTW13S	2CPX052388R9999	-
		2	00	A23	-	-	-	CTW23S	2CPX052389R9999	-
		3*	00	A33	-	-	-	CTW23S	2CPX052389R9999	-
		4*	00	A43	-	-	-	CTW23S	2CPX052389R9999	-
		5*	00	A53	-	-	-	-	-	-
	4	1	0	A14	-	-	-	CTW14S	2CPX052390R9999	-
		2	0	A24	-	-	-	CTW24S	2CPX052391R9999	-
		3*	0	A34	-	-	-	CTW24S	2CPX052391R9999	-
		4*	0	A44	-	-	-	CTW24S	2CPX052391R9999	-
		5*	0	A54	-	-	-	-	-	-
	5	1	1	A15	-	-	-	CTW15S	2CPX052392R9999	-
		2	1	A25	-	-	-	CTW25S	2CPX052393R9999	-
		3*	1	A35	-	-	-	CTW25S	2CPX052393R9999	-
		4*	1	A45	-	-	-	CTW25S	2CPX052393R9999	-
		5*	1	A55	-	-	-	-	-	-
	6	1	2	A16	-	-	-	CTW16S	2CPX052394R9999	-
		2	2	A26	-	-	-	CTW26S	2CPX052395R9999	-
		3*	2	A36	-	-	-	CTW26S	2CPX052395R9999	-
		4*	2	A46	-	-	-	CTW26S	2CPX052395R9999	-
		5*	2	A56	-	-	-	-	-	-
	7	1	3	A17	-	-	-	CTW17S	2CPX052396R9999	-
		2	3	A27	-	-	-	CTW27S	2CPX052397R9999	-
		3*	3	A37	-	-	-	CTW27S	2CPX052397R9999	-
		4*	3	A47	-	-	-	CTW27S	2CPX052397R9999	-
		5*	3	A57	-	-	-	CTW37S	2CPX052398R9999	-
8	1	4	A18	-	-	-	-	-	-	
	2	4	A28	-	-	-	-	-	-	
	3*	4	A38	-	-	-	-	-	-	
	4*	4	A48	-	-	-	-	-	-	
	5*	4	A58	-	-	-	-	-	-	
9	1	5	A19	-	-	-	CTW19S	2CPX052399R9999	-	
	2	5	A29	-	-	-	CTW29S	2CPX052400R9999	-	
	3*	5	A39	-	-	-	CTW29S	2CPX052400R9999	-	
	4*	5	A49	-	-	-	CTW29S	2CPX052400R9999	-	
	5*	5	A59	-	-	-	CTW39S	2CPX052401R9999	-	

> Double-wing doors on cabinets with three or more panel widths

> Dimensions doors for A-wall cabinets see page 2/15

ComfortLine A wall-mounting cabinets IP44

Dimensions

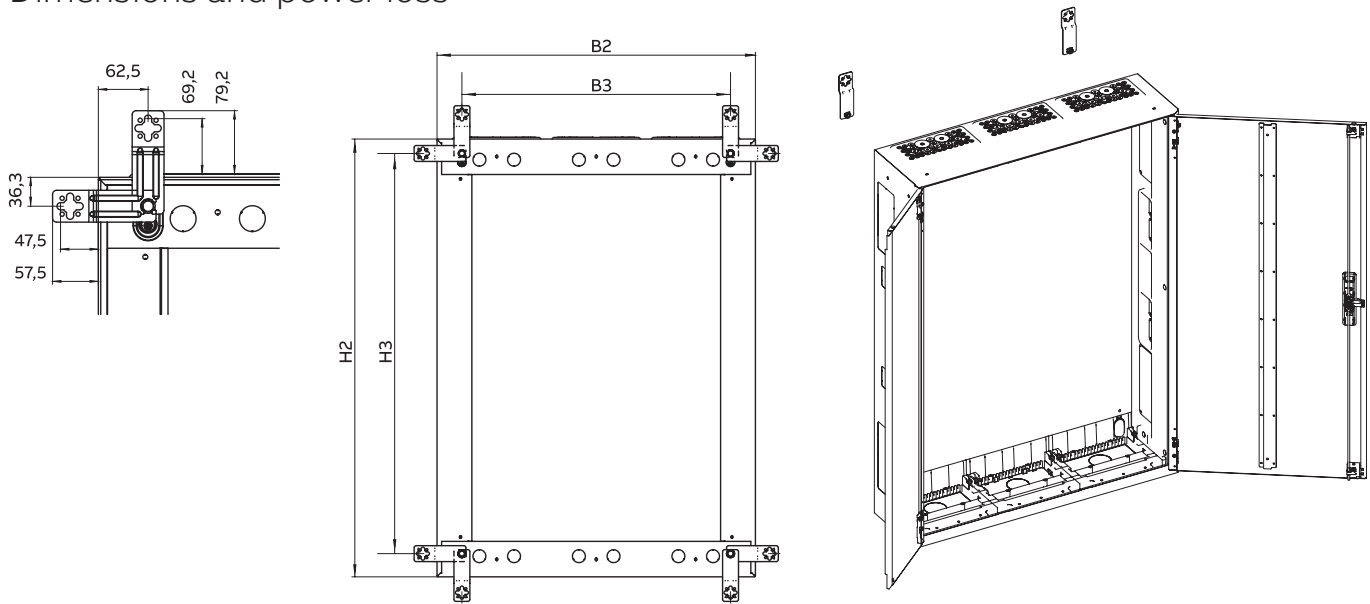


Type	GU	PW	SU	OH	External dimensions		Internal fastening		Door	
					H	B	H1	B1	without closure	with closure
A13	3	1	36	00	500	300	452	252	-	471 x 271
A23		2	72		500	550	452	502	-	471 x 521
A33		3	108		500	800	452	752	471 x 248	471 x 521
A14	4	1	48	0	650	300	602	252	-	621 x 271
A24		2	96		650	550	602	502	-	621 x 521
A34		3	144		650	800	602	752	621 x 248	621 x 521
A44		4	192		650	1050	602	1002	621 x 498	621 x 521
A54		5	240		650	1300	602	1252	621 x 498	621 x 771
A15	5	1	60	1	800	300	752	252	-	771 x 271
A25		2	120		800	550	752	502	-	771 x 521
A35		3	180		800	800	752	752	771 x 248	771 x 521
A45		4	240		800	1050	752	1002	771 x 498	771 x 521
A55		5	300		800	1300	752	1252	771 x 498	771 x 771
A16	6	1	72	2	950	300	902	252	-	921 x 271
A26		2	144		950	550	902	502	-	921 x 521
A36		3	216		950	800	902	752	921 x 248	921 x 521
A46		4	288		950	1050	902	1002	921 x 498	921 x 521
A56		5	360		950	1300	902	1252	921 x 498	921 x 771
A17	7	1	84	3	1100	300	1052	252	-	1071 x 271
A27		2	168		1100	550	1052	502	-	1071 x 521
A37		3	252		1100	800	1052	752	1071 x 248	1071 x 521
A47		4	336		1100	1050	1052	1002	1071 x 498	1071 x 521
A57		5	420		1100	1300	1052	1252	1071 x 498	1071 x 771
A18	8	1	96	4	1250	300	1202	252	-	1221 x 271
A28		2	192		1250	550	1202	502	-	1221 x 521
A38		3	288		1250	800	1202	752	1221 x 248	1221 x 521
A48		4	384		1250	1050	1202	1002	1221 x 498	1221 x 521
A58		5	480		1250	1300	1202	1252	1221 x 498	1221 x 771
A19	9	1	108	5	1400	300	1352	252	-	1371 x 271
A29		2	216		1400	550	1352	502	-	1371 x 521
A39		3	324		1400	800	1352	752	1371 x 248	1371 x 521
A49		4	432		1400	1050	1352	1002	1371 x 498	1371 x 521
A59		5	540		1400	1300	1352	1252	1371 x 498	1371 x 771

> Dimensions in mm | Double-wing doors on cabinets with three or more panel widths

ComfortLine A wall-mounting cabinets IP44

Dimensions and power loss

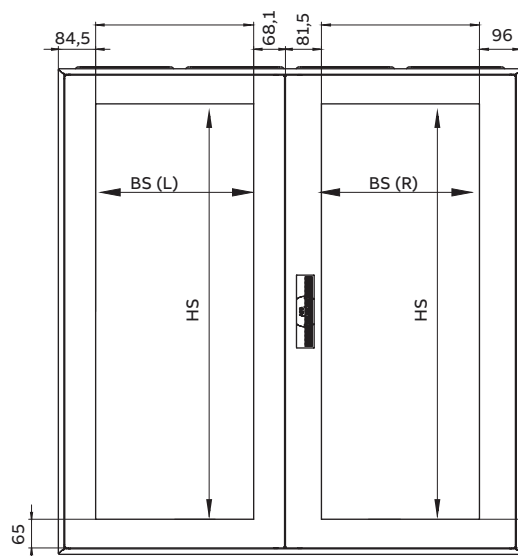


Type	GU	PW	SU	OH	External dimensions		Internal fastening		Power loss*
					H2	B2	H3	B3	PV (W)
A13	3	1	36	00	624 ± 12	371 ± 12	428	175	28.7
A23		2	72		624 ± 12	621 ± 12	428	425	47.2
A33		3	108		624 ± 12	871 ± 12	428	675	66.8
A43		4	144		624 ± 12	1121 ± 12	428	925	65.8
A53		5	180		624 ± 12	1371 ± 12	428	1175	83.2
A14	4	1	48	0	774 ± 12	371 ± 12	578	175	35
A24		2	96		774 ± 12	621 ± 12	578	425	56
A34		3	144		774 ± 12	871 ± 12	578	675	59.5
A44		4	192		774 ± 12	1121 ± 12	578	925	80.4
A54		5	240		774 ± 12	1371 ± 12	578	1175	104.9
A15	5	1	60	1	924 ± 12	371 ± 12	728	175	41.4
A25		2	120		924 ± 12	621 ± 12	728	425	65
A35		3	180		924 ± 12	871 ± 12	728	675	69.4
A45		4	240		924 ± 12	1121 ± 12	728	925	96.1
A55		5	300		924 ± 12	1371 ± 12	728	1175	127.6
A16	6	1	72	2	1074 ± 12	371 ± 12	878	175	47.8
A26		2	144		1074 ± 12	621 ± 12	878	425	51.6
A36		3	216		1074 ± 12	871 ± 12	878	675	78.7
A46		4	288		1074 ± 12	1121 ± 12	878	925	111.9
A56		5	360		1074 ± 12	1371 ± 12	878	1175	150.1
A17	7	1	84	3	1224 ± 12	371 ± 12	1028	175	54.2
A27		2	168		1224 ± 12	621 ± 12	1028	425	60.4
A37		3	252		1224 ± 12	871 ± 12	1028	675	87.2
A47		4	336		1224 ± 12	1121 ± 12	1028	925	130.6
A57		5	420		1224 ± 12	1371 ± 12	1028	1175	170.3
A18	8	1	96	4	1374 ± 12	371 ± 12	1178	175	60.6
A28		2	192		1374 ± 12	621 ± 12	1178	425	68
A38		3	288		1374 ± 12	871 ± 12	1178	675	101
A48		4	384		1374 ± 12	1121 ± 12	1178	925	146.6
A58		5	480		1374 ± 12	1371 ± 12	1178	1175	189.7
A19	9	1	108	5	1524 ± 12	371 ± 12	1328	175	66.9
A29		2	216		1524 ± 12	621 ± 12	1328	425	77.4
A39		3	324		1524 ± 12	871 ± 12	1328	675	117.7
A49		4	432		1524 ± 12	1121 ± 12	1328	925	155.6
A59		5	540		1524 ± 12	1371 ± 12	1328	1175	204.7

> Dimensions in mm | * Power loss PV in WBtt Bt overtemperBture ΔT 20K

ComfortLine A wall-mounting cabinets IP44

Dimensions transparent doors



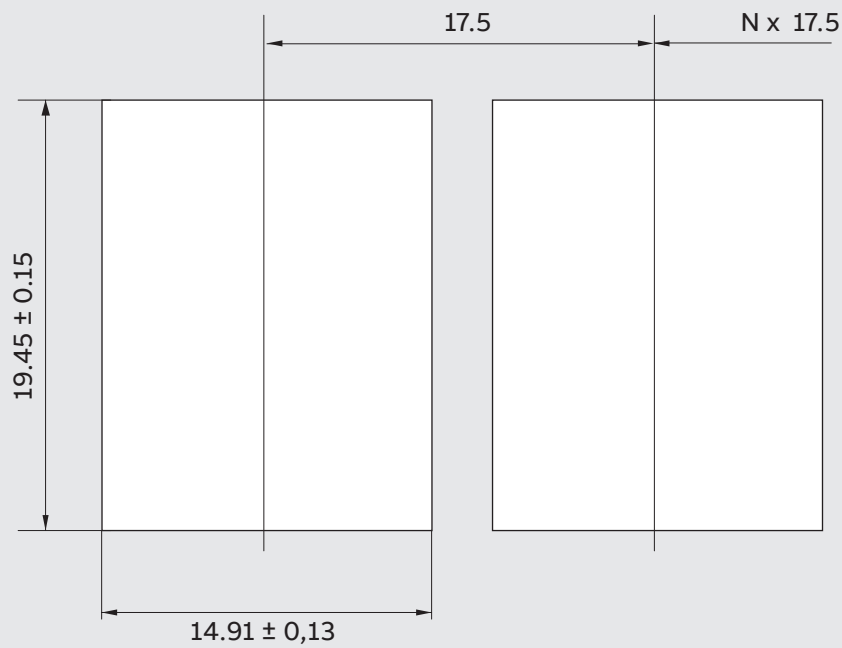
Cabinet				Door without closure			Door with closure		
Type	GU	PW	OH	Type	H x W	Window BS(L) HS x BS	Type	H x W	Window BS(R) HS x BS
A13	3	1	00	-	-	-	CTT13S	471 x 271	341 x 108
A23		2	00	-	-	-	CTT23S	471 x 521	341 x 358
A33		3	00	CTT13	471 x 248	341 x 108	CTT23S	471 x 521	341 x 358
A43		4	00	CTT23	471 x 498	341 x 358	CTT23S	471 x 521	341 x 358
A53		5	00	CTT23	471 x 498	341 x 358	CTT33S	471 x 771	341 x 608
A14	4	1	0	-	-	-	CTT14S	621 x 271	491 x 108
A24		2	0	-	-	-	CTT24S	621 x 521	491 x 358
A34		3	0	CTT14	621 x 248	491 x 108	CTT24S	621 x 521	491 x 358
A44		4	0	CTT24	621 x 498	491 x 358	CTT24S	621 x 521	491 x 358
A54		5	0	CTT24	621 x 498	491 x 358	CTT34S	621 x 771	491 x 608
A15	5	1	1	-	-	-	CTT15S	771 x 271	641 x 108
A25		2	1	-	-	-	CTT25S	771 x 521	641 x 358
A35		3	1	CTT15	771 x 248	641 x 108	CTT25S	771 x 521	641 x 358
A45		4	1	CTT25	771 x 498	641 x 358	CTT25S	771 x 521	641 x 358
A55		5	1	CTT25	771 x 498	641 x 358	CTT35S	771 x 771	641 x 608
A16	6	1	2	-	-	-	CTT16S	921 x 271	791 x 108
A26		2	2	-	-	-	CTT26S	921 x 521	791 x 358
A36		3	2	CTT16	921 x 248	791 x 108	CTT26S	921 x 521	791 x 358
A46		4	2	CTT26	921 x 498	791 x 358	CTT26S	921 x 521	791 x 358
A56		5	2	CTT26	921 x 498	791 x 358	CTT36S	921 x 771	791 x 608
A17	7	1	3	-	-	-	CTT17S	1071 x 271	941 x 108
A27		2	3	-	-	-	CTT27S	1071 x 521	941 x 358
A37		3	3	CTT17	1071 x 248	941 x 108	CTT27S	1071 x 521	941 x 358
A47		4	3	CTT27	1071 x 498	941 x 358	CTT27S	1071 x 521	941 x 358
A57		5	3	CTT27	1071 x 498	941 x 358	CTT37S	1071 x 771	941 x 608
A18	8	1	4	-	-	-	CTT18S	1221 x 271	1091 x 108
A28		2	4	-	-	-	CTT28S	1221 x 521	1091 x 358
A38		3	4	CTT18	1221 x 248	1091 x 108	CTT28S	1221 x 521	1091 x 358
A48		4	4	CTT28	1221 x 498	1091 x 358	CTT28S	1221 x 521	1091 x 358
A58		5	4	CTT28	1221 x 498	1091 x 358	CTT38S	1221 x 771	1091 x 608
A19	9	1	5	-	-	-	CTT19S	1371 x 271	1241 x 108
A29		2	5	-	-	-	CTT29S	1371 x 521	1241 x 358
A39		3	5	CTT19	1371 x 248	1241 x 108	CTT29S	1371 x 521	1241 x 358
A49		4	5	CTT29	1371 x 498	1241 x 358	CTT29S	1371 x 521	1241 x 358
A59		5	5	CTT29	1371 x 498	1241 x 358	CTT39S	1371 x 771	1241 x 608

> Dimensions in mm | Double-wing doors on cabinets with three or more panel widths

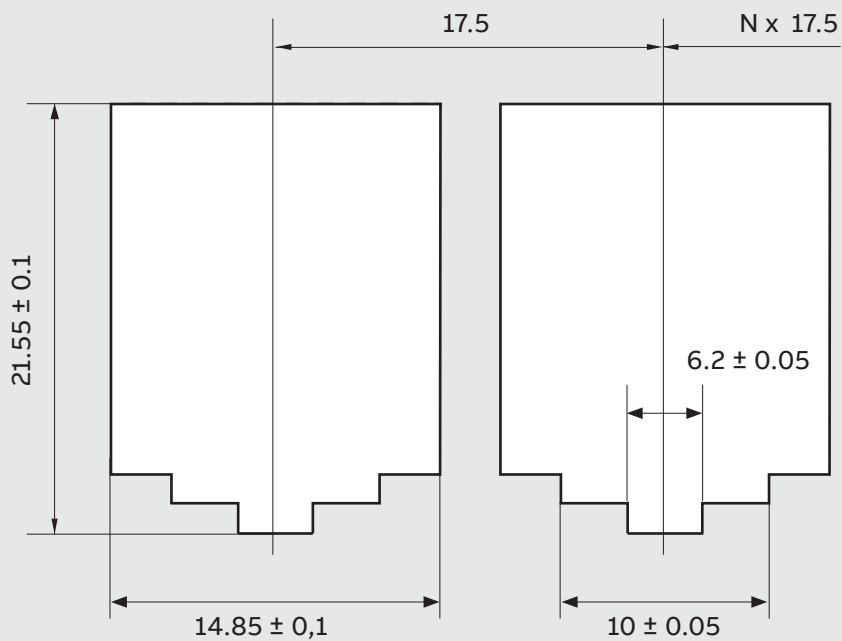
ComfortLine A/B wall-mounting cabinets IP44

Dimensions of the knockouts for the Keystone- and E-Dat-modules

Knockouts Keystone-modules



Knockouts E-Dat-modules



ComfortLine B wall-mounting cabinets IP44

For wall-mounting \perp



B-wall-mounting cabinets
IP44 \perp , cabinet depth 215 mm



For an internal configuration with distribution board panels/combination sets CombiLine N modules to EDF mounting frame, see main catalogue Internal Configuration Systems

Technical specifications

Standards/regulations	DIN EN 61439-1/-2/-3
Protection class	I, earthed
Protection class	IP44
Mechanical impact strength	IK07
Rated current	$I_{(nA)}$ up to 250 A

Product features

Enclosures and doors	Made of sheet steel, colour white RAL 9016, powder-coated
	With depth level compensation
	One top mounted membrane flange per panel width
	Door opening angle 120°
	Double-wing doors on cabinets with three or more panel widths
	Doors with espagnolette closure
	Flange openings pre-embossed at the bottom and sides
With cable strain relief	

Internal configuration options	Prepared to be fitted with distribution board panels/combination sets
	Prepared to be fitted with CombiLine-M modules on the EDF mounting frame

Delivery forms	Empty cabinets with door
	Also delivered is a flange for cable entry CZF1 for the lower connection area

Accessories	Cable entry covers
	Closures
	Transparent doors

> Accessories see page 2/19

> Cable entry covers, see page 2/22

> Transparent doors, see page 2/24

> Distribution board panels/combination sets CombiLine, see main catalogue









ComfortLine B wall-mounting cabinets IP44

For wall-mounting \perp

GU	BH	Height in mm	PW	SU	External dimensions H x B x T mm	Type	Ord. no.	Price
3	00	500	1	36	500 x 300 x 215	B13	2CPX052050R9999	
			2	72	500 x 550 x 215	B23	2CPX052051R9999	
			3	108	500 x 800 x 215	B33	2CPX052052R9999	
4	0	650	1	48	650 x 300 x 215	B14	2CPX052053R9999	
			2	96	650 x 550 x 215	B24	2CPX052054R9999	
			3	144	650 x 800 x 215	B34	2CPX052055R9999	
			4	192	650 x 1050 x 215	B44	2CPX052056R9999	
			5	240	650 x 1300 x 215	B54	2CPX052057R9999	
5	1	800	1	60	800 x 300 x 215	B15	2CPX052058R9999	
			2	120	800 x 550 x 215	B25	2CPX052059R9999	
			3	180	800 x 800 x 215	B35	2CPX052060R9999	
			4	240	800 x 1050 x 215	B45	2CPX052061R9999	
			5	300	800 x 1300 x 215	B55	2CPX052062R9999	
6	2	950	1	72	950 x 300 x 215	B16	2CPX052063R9999	
			2	144	950 x 550 x 215	B26	2CPX052064R9999	
			3	216	950 x 800 x 215	B36	2CPX052065R9999	
			4	288	950 x 1050 x 215	B46	2CPX052066R9999	
			5	360	950 x 1300 x 215	B56	2CPX052067R9999	
7	3	1100	1	84	1100 x 300 x 215	B17	2CPX052068R9999	
			2	168	1100 x 550 x 215	B27	2CPX052069R9999	
			3	252	1100 x 800 x 215	B37	2CPX052070R9999	
			4	336	1100 x 1050 x 215	B47	2CPX052071R9999	
			5	420	1100 x 1300 x 215	B57	2CPX052072R9999	
8	4	1250	1	96	1250 x 300 x 215	B18	2CPX052073R9999	
			2	192	1250 x 550 x 215	B28	2CPX052074R9999	
			3	288	1250 x 800 x 215	B38	2CPX052075R9999	
			4	384	1250 x 1050 x 215	B48	2CPX052076R9999	
			5	480	1250 x 1300 x 215	B58	2CPX052077R9999	
9	5	1400	1	108	1400 x 300 x 215	B19	2CPX052078R9999	
			2	216	1400 x 550 x 215	B29	2CPX052079R9999	
			3	324	1400 x 800 x 215	B39	2CPX052080R9999	
			4	432	1400 x 1050 x 215	B49	2CPX052081R9999	
			5	540	1400 x 1300 x 215	B59	2CPX052082R9999	

ComfortLine B wall-mounting cabinets






Accessories

Article		Pcs.	Type	Ord. no.	Price
 CZ1P4	External mounting brackets	4	CZ1P4	2CPX052459R9999	
 CZ2	Cabinet connection For cabinet to cabinet connections, 1 set	1	CZ2	2CPX052460R9999	
 CZ3	Insulating frame for cabinet to cabinet connections For the side flange cut-outs (to guarantee the double insulation for cabinet to cabinet connections) (with connection material)	1	CZ3	2CPX052461R9999	
 CZ6	Mounting frame For lateral flange mounting	1	CZ6	2CPX052464R9999	
 CZ4	Insulating frame for cabinet to cabinet connections For the upper/lower flange cut-outs (to guarantee the double insulation for cabinet to cabinet connections)	1	CZ4	2CPX052462R9999	
 CZF2	Membrane flange* 34 x 12 mm, 9 x 15,5 mm, 6 x 19 mm, 2 x 40,5 mm, 2 x data line	1	CZF2	2CPX052436R9999	
 CZF3	Closing flange	1	CZF3	2CPX052437R9999	
 CZF4	Flange for M screw fittings 10 x M16, 3 x M16/M20, 1 x M16/M20/M25, 1 x M16/M25/M32/M40/M50	1	CZF4	2CPX052438R9999	

*Included in delivery

ComfortLine B wall-mounting cabinets

Accessories



Article		Pcs.	Type	Ord. no.	Price
 CZT1 CZT2	Standard closure*	1	CZT1	2CPX052413R9999	
	Closure with lock With 2 keys	1	CZT2	2CPX052412R9999	
 CZT23	Espagnolette closure* In connection with standard closure CZT1 or closure with lock CZT2				
	Overall height 3 GU	1	CZT23	2CPX052423R9999	
	Overall height 4 GU	1	CZT24	2CPX052424R9999	
	Overall height 5 GU	1	CZT25	2CPX052425R9999	
	Overall height 6 GU	1	CZT26	2CPX052426R9999	
	Overall height 7 GU	1	CZT27	2CPX052427R9999	
	Overall height 8 GU	1	CZT28	2CPX052428R9999	
	Overall height 9 GU	1	CZT29	2CPX052429R9999	
 CZT60	Set for installing Of operating options in connection with TZ507 up to TZ508	1	CZT60	2CPX052414R9999	
 TZ507	Latch plate*¹ *²				
	Double bit operating pin, 3 mm standard and 5 mm	1	TZ507	2CPX010491R9999	
	For triangular and square operating pin and for Daimler-Benz insert	1	TZ508	2CPX010492R9999	
 ZH132 ZH134 ZH137	Operating pin				
	Triangular 7 mm	1	ZH132	2CPX060492R9999	
	Triangular 8 mm	1	ZH133	2CPX060493R9999	
	Square 6 mm	1	ZH134	2CPX060494R9999	
	Square 7 mm	1	ZH135	2CPX060495R9999	
	Square 8 mm	1	ZH136	2CPX060496R9999	
	Daimler-Benz	1	ZH137	2CPX060497R9999	

*Included in delivery

*¹ Order installation set CZT60 separately*² Order espagnolette closure CZT...H separately

ComfortLine B wall-mounting cabinets

Accessories

Article	Pcs.	Type	Ord. no.	Price
 TZ505 TZ506	T-handle *1 *2			
	1	TZ506	2CPX010490R9999	
	1	TZ505	2CPX010489R9999	
 TZ503 TZ504	Latch handle *1 *2			
	1	TZ504	2CPX010488R9999	
	1	TZ503	2CPX010487R9999	
 ZH142	1	ZH142	2CPX060502R9999	
 CZT7	1	CZT5	2CPX052488R9999	
	1	CZT6	2CPX052430R9999	
	1	CZT7	2CPX052431R9999	
 CZT23H	Espagnolette closure			
	In connection with swivel handle CZT5, CZT6, CZT7 and TZ503, TZ504, TZ505, TZ506, TZ507 and TZ508			
	1	CZT23H	2CPX052416R9999	
	1	CZT24H	2CPX052417R9999	
	1	CZT25H	2CPX052418R9999	
	1	CZT26H	2CPX052419R9999	
	1	CZT27H	2CPX052420R9999	
1	CZT28H	2CPX052421R9999		
1	CZT29H	2CPX052422R9999		
 CZT10	1	CZT10	2CPX052415R9999	









*Included in delivery

*1 Order installation set CZT60 separately

*2 Order espagnolette closure CZT...H separately


ComfortLine B wall-mounting cabinets

Accessories und Cable entry covers

Article		Pcs.	Type	Ord. no.	Price
 KB19	Cable entry covers With end plates and fixing brackets made of plastic, colour RAL9016 matching the colour of the cabinets				
	1 panel wide, Height 300 mm	1	KB19	2CPX044049R9999	
	2 panel wide, Height 550 mm	1	KB29	2CPX044050R9999	
	3 panel wide, Height 800 mm	1	KB39	2CPX044051R9999	
	4 panel wide, Height 1050 mm	1	KB49	2CPX044052R9999	
	5 panel wide, Height 1300 mm	1	KB59	2CPX044053R9999	
 KB219	Profile Plastic, colour RAL9016, width 2000 mm	1	KB219	2CPX044055R9999	
 KBS9	End plate left/right Plastic, colour RAL9016 1 set, 2 pcs.	1	KB59	2CPX044057R9999	
 KBW1	Mounting bracket Made of plastic with holding magnet for mounting on the cabinet	1	KBW1	2CPX044058R9999	
 ZA6	Document holder DIN A4 Self-adhesive, with transparent sleeve	1	ZA6	2CPX038227R9999	
		10	ZA6P10	2CPX062380R9999	
	Self-adhesive, with transparent sleeve and reinforced back	10	ZA6P10	2CPX062375R9999	
 ZA5	Document holder DIN A5 Self-adhesive	1	ZA5	2CPX038228R9999	
		10	ZA5P10	2CPX062382R9999	
 ZA20	Spray paint can Colour RAL 9016, 150 ml	1	ZA20	2CPX038229R9999	
 ZA120	Touch-up applicator Colour RAL 9016, 12 ml	1	ZA120	2CPX039043R9999	

ComfortLine B wall-mounting cabinets

Accessories sheet steel doors


Article	GU	PW	BH	To be used with cabinet	Door without closure			Door with closure		
					Type	Ord. no.	Price	Type	Ord. no.	Price
	3	1	00	B13	-	-		CTB13S	2CPX052318R9999	
		2	00	B23	-	-		CTB23S	2CPX052319R9999	
		3	00	B33	CTB13	2CPX052304R9999		CTB23S	2CPX052319R9999	
	4	1	0	B14	-	-		CTB14S	2CPX052321R9999	
		2	0	B24	-	-		CTB24S	2CPX052322R9999	
		3	0	B34	CTB14	2CPX052306R9999		CTB24S	2CPX052322R9999	
		4	0	B44	CTB24	2CPX052307R9999		CTB24S	2CPX052322R9999	
		5	0	B54	CTB24	2CPX052307R9999		CTB34S	2CPX052323R9999	
	5	1	1	B15	-	-		CTB15S	2CPX052324R9999	
		2	1	B25	-	-		CTB25S	2CPX052325R9999	
		3	1	B35	CTB15	2CPX052308R9999		CTB25S	2CPX052325R9999	
		4	1	B45	CTB25	2CPX052309R9999		CTB25S	2CPX052325R9999	
		5	1	B55	CTB25	2CPX052309R9999		CTB35S	2CPX052326R9999	
	6	1	2	B16	-	-		CTB16S	2CPX052327R9999	
		2	2	B26	-	-		CTB26S	2CPX052328R9999	
		3	2	B36	CTB16	2CPX052310R9999		CTB26S	2CPX052328R9999	
		4	2	B46	CTB26	2CPX052311R9999		CTB26S	2CPX052328R9999	
		5	2	B56	CTB26	2CPX052311R9999		CTB36S	2CPX052329R9999	
	7	1	3	B17	-	-		CTB17S	2CPX052330R9999	
		2	3	B27	-	-		CTB27S	2CPX052331R9999	
3		3	B37	CTB17	2CPX052312R9999		CTB27S	2CPX052331R9999		
4		3	B47	CTB27	2CPX052313R9999		CTB27S	2CPX052331R9999		
5		3	B57	CTB27	2CPX052313R9999		CTB37S	2CPX052332R9999		
8	1	4	B18	-	-		CTB18S	2CPX052333R9999		
	2	4	B28	-	-		CTB28S	2CPX052334R9999		
	3	4	B38	CTB18	2CPX052314R9999		CTB28S	2CPX052334R9999		
	4	4	B48	CTB28	2CPX052315R9999		CTB28S	2CPX052334R9999		
	5	4	B58	CTB28	2CPX052315R9999		CTB38S	2CPX052335R9999		
9	1	5	B19	-	-		CTB19S	2CPX052336R9999		
	2	5	B29	-	-		CTB29S	2CPX052337R9999		
	3	5	B39	CTB19	2CPX052316R9999		CTB29S	2CPX052337R9999		
	4	5	B49	CTB29	2CPX052317R9999		CTB29S	2CPX052337R9999		
	5	5	B59	CTB29	2CPX052317R9999		CTB39S	2CPX052338R9999		

> Dimensions doors, see page 2/29

> Double-wing doors on cabinets with three or more panel widths

ComfortLine B wall-mounting cabinets

Accessories transparent doors


Article	GU	PW	BH	To be used with cabinet	Door without closure*			Door with closure*		
					Type	Ord. no.	Price	Type	Ord. no.	Price
	3	1	00	B13	-	-		CTT13S	2CPX052353R9999	
		2	00	B23	-	-		CTT23S	2CPX052354R9999	
		3	00	B33	CTT13	2CPX052339R9999		CTT23S	2CPX052354R9999	
	4	1	0	B14	-	-		CTT14S	2CPX052356R9999	
		2	0	B24	-	-		CTT24S	2CPX052357R9999	
		3	0	B34	CTT14	2CPX052341R9999		CTT24S	2CPX052357R9999	
		4	0	B44	CTT24	2CPX052342R9999		CTT24S	2CPX052357R9999	
		5	0	B54	CTT24	2CPX052342R9999		CTT34S	2CPX052358R9999	
	5	1	1	B15	-	-		CTT15S	2CPX052359R9999	
		2	1	B25	-	-		CTT25S	2CPX052360R9999	
		3	1	B35	CTT15	2CPX052343R9999		CTT25S	2CPX052360R9999	
		4	1	B45	CTT25	2CPX052344R9999		CTT25S	2CPX052360R9999	
		5	1	B55	CTT25	2CPX052344R9999		CTT35S	2CPX052361R9999	
	6	1	2	B16	-	-		CTT16S	2CPX052362R9999	
		2	2	B26	-	-		CTT26S	2CPX052363R9999	
3		2	B36	CTT16	2CPX052345R9999		CTT26S	2CPX052363R9999		
4		2	B46	CTT26	2CPX052346R9999		CTT26S	2CPX052363R9999		
5		2	B56	CTT26	2CPX052346R9999		CTT36S	2CPX052364R9999		
7	1	3	B17	-	-		CTT17S	2CPX052365R9999		
	2	3	B27	-	-		CTT27S	2CPX052366R9999		
	3	3	B37	CTT17	2CPX052347R9999		CTT27S	2CPX052366R9999		
	4	3	B47	CTT27	2CPX052348R9999		CTT27S	2CPX052366R9999		
	5	3	B57	CTT27	2CPX052348R9999		CTT37S	2CPX052367R9999		
8	1	4	B18	-	-		CTT18S	2CPX052368R9999		
	2	4	B28	-	-		CTT28S	2CPX052369R9999		
	3	4	B38	CTT18	2CPX052349R9999		CTT28S	2CPX052369R9999		
	4	4	B48	CTT28	2CPX052350R9999		CTT28S	2CPX052369R9999		
	5	4	B58	CTT28	2CPX052350R9999		CTT38S	2CPX052370R9999		
9	1	5	B19	-	-		CTT19S	2CPX052371R9999		
	2	5	B29	-	-		CTT29S	2CPX052372R9999		
	3	5	B39	CTT19	2CPX052351R9999		CTT29S	2CPX052372R9999		
	4	5	B49	CTT29	2CPX052352R9999		CTT29S	2CPX052372R9999		
	5	5	B59	CTT29	2CPX052352R9999		CTT39S	2CPX052373R9999		

> Dimensions transparent doors, see page 2/29

> Double-wing doors on cabinets with three or more panel widths

ComfortLine B wall-mounting cabinets

Accessories sheet steel doors with ventilation holes

Article	GU	PW	BH	To be used with cabinet*	Door without closure			Door with closure		
					Type	Ord. no.	Price	Type	Ord. no.	Price
	3	1	00	B13	-	-	-	CTL13S	2CPX052374R9999	
		2	00	B23	-	-	-	CTL23S	2CPX052375R9999	
		3	00	B33	-	-	-	CTL23S	2CPX052375R9999	
	4	1	0	B14	-	-	-	CTL14S	2CPX052376R9999	
		2	0	B24	-	-	-	CTL24S	2CPX052377R9999	
		3	0	B34	-	-	-	CTL24S	2CPX052377R9999	
		4	0	B44	-	-	-	CTL24S	2CPX052377R9999	
		5	0	B54	-	-	-	-	-	
	5	1	1	B15	-	-	-	CTL15S	2CPX052378R9999	
		2	1	B25	-	-	-	CTL25S	2CPX052379R9999	
		3	1	B35	-	-	-	CTL25S	2CPX052379R9999	
		4	1	B45	-	-	-	CTL25S	2CPX052379R9999	
		5	1	B55	-	-	-	-	-	
	6	1	2	B16	-	-	-	CTL16S	2CPX052380R9999	
		2	2	B26	-	-	-	CTL26S	2CPX052381R9999	
		3	2	B36	-	-	-	CTL26S	2CPX052381R9999	
		4	2	B46	-	-	-	CTL26S	2CPX052381R9999	
		5	2	B56	-	-	-	-	-	
	7	1	3	B17	-	-	-	CTL17S	2CPX052382R9999	
		2	3	B27	-	-	-	CTL27S	2CPX052383R9999	
3		3	B37	-	-	-	CTL27S	2CPX052383R9999		
4		3	B47	-	-	-	CTL27S	2CPX052383R9999		
5		3	B57	-	-	-	CTL37S	2CPX052384R9999		
8	1	4	B18	-	-	-	CTL18S	2CPX052484R9999		
	2	4	B28	-	-	-	CTL28S	2CPX052485R9999		
	3	4	B38	-	-	-	CTL28S	2CPX052485R9999		
	4	4	B48	-	-	-	CTL28S	2CPX052485R9999		
	5	4	B58	-	-	-	-	-		
9	1	5	B19	-	-	-	CTL19S	2CPX052385R9999		
	2	5	B29	-	-	-	CTL29S	2CPX052386R9999		
	3	5	B39	-	-	-	CTL29S	2CPX052386R9999		
	4	5	B49	-	-	-	CTL29S	2CPX052386R9999		
	5	5	B59	-	-	-	CTL39S	2CPX052387R9999		


> Dimensions doors, see page 2/29

> Double-wing doors on cabinets with three or more panel widths

* In conjunction with ComfortLine B Protection class IP30

ComfortLine B wall-mounting cabinets

Accessories sheet steel doors with plastic insert and ventilation holes (WiFi-door)

Article	GU	PW	BH	To be used with cabinet*	Door without closure			Door with closure		
					Type	Ord. no.	Price	Type	Ord. no.	Price
	3	1	00	B13	-	-	-	CTW13S	2CPX052388R9999	
		2	00	B23	-	-	-	CTW23S	2CPX052389R9999	
		3	00	B33	-	-	-	CTW23S	2CPX052389R9999	
	4	1	0	B14	-	-	-	CTW14S	2CPX052390R9999	
		2	0	B24	-	-	-	CTW24S	2CPX052391R9999	
		3	0	B34	-	-	-	CTW24S	2CPX052391R9999	
		4	0	B44	-	-	-	CTW24S	2CPX052391R9999	
		5	0	B54	-	-	-	-	-	
	5	1	1	B15	-	-	-	CTW15S	2CPX052392R9999	
		2	1	B25	-	-	-	CTW25S	2CPX052393R9999	
		3	1	B35	-	-	-	CTW25S	2CPX052393R9999	
		4	1	B45	-	-	-	CTW25S	2CPX052393R9999	
		5	1	B55	-	-	-	-	-	
	6	1	2	B16	-	-	-	CTW16S	2CPX052394R9999	
		2	2	B26	-	-	-	CTW26S	2CPX052395R9999	
3		2	B36	-	-	-	CTW26S	2CPX052395R9999		
4		2	B46	-	-	-	CTW26S	2CPX052395R9999		
5		2	B56	-	-	-	-	-		
7	1	3	B17	-	-	-	CTW17S	2CPX052396R9999		
	2	3	B27	-	-	-	CTW27S	2CPX052397R9999		
	3	3	B37	-	-	-	CTW27S	2CPX052397R9999		
	4	3	B47	-	-	-	CTW27S	2CPX052397R9999		
	5	3	B57	-	-	-	CTW37S	2CPX052398R9999		
8	1	4	B18	-	-	-	CTW18S	2CPX052486R9999		
	2	4	B28	-	-	-	CTW28S	2CPX052487R9999		
	3	4	B38	-	-	-	CTW28S	2CPX052487R9999		
	4	4	B48	-	-	-	CTW28S	2CPX052487R9999		
	5	4	B58	-	-	-	-	-		
9	1	5	B19	-	-	-	CTW19S	2CPX052399R9999		
	2	5	B29	-	-	-	CTW29S	2CPX052400R9999		
	3	5	B39	-	-	-	CTW29S	2CPX052400R9999		
	4	5	B49	-	-	-	CTW29S	2CPX052400R9999		
	5	5	B59	-	-	-	CTW39S	2CPX052401R9999		

CTW27S

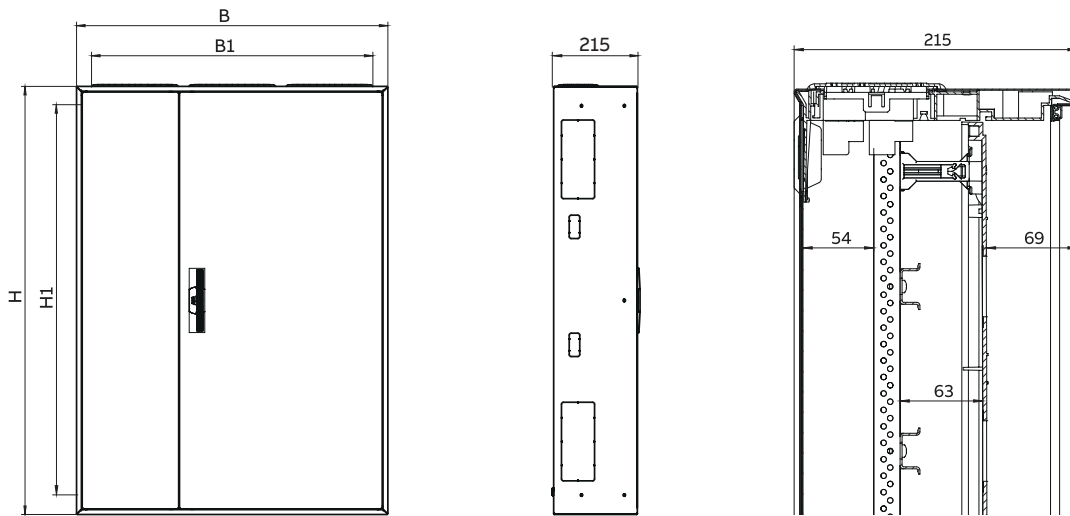
> Dimensions doors, see page 2/29

> Double-wing doors on cabinets with three or more panel widths

* In conjunction with ComfortLine B Protection class IP30

ComfortLine B wall-mounting cabinets IP44

Dimensions

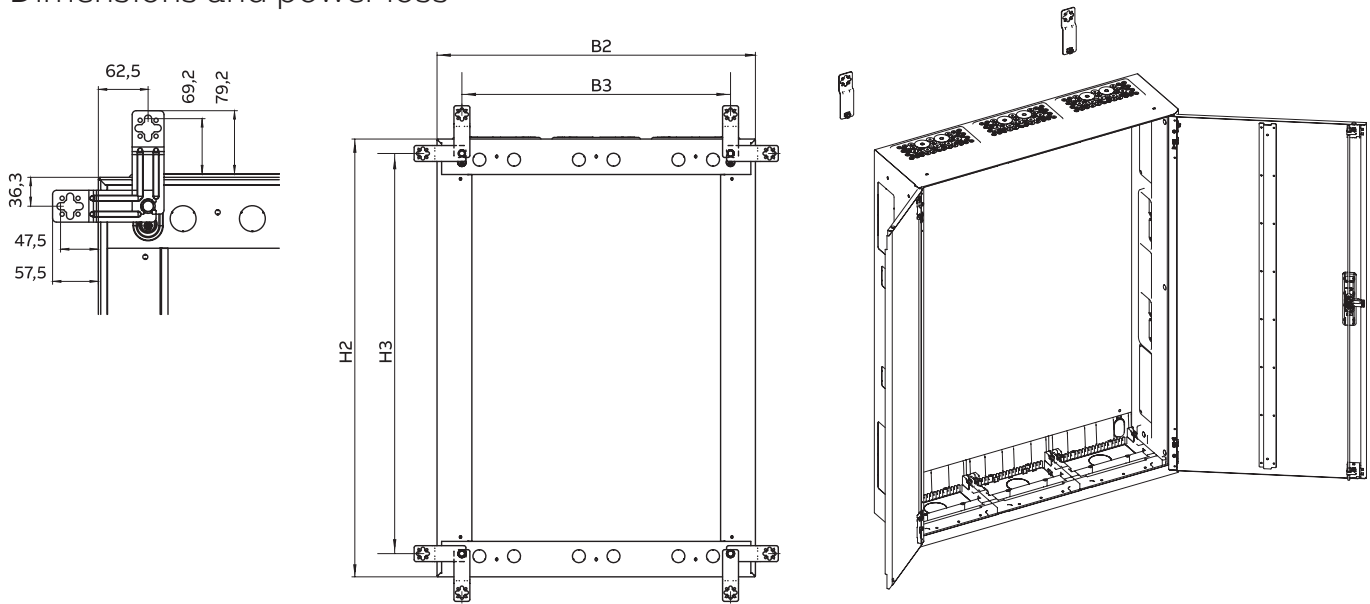


Type	GU	PW	SU	OH	External dimensions		Internal fastening		Door	
					H	B	H1	B1	without closure	with closure
B13	3	1	36	00	500	300	452	252	-	471 x 271
B23		2	72		500	550	452	502	-	471 x 521
B33		3	108		500	800	452	752	471 x 248	471 x 521
B14	4	1	48	0	650	300	602	252	-	621 x 271
B24		2	96		650	550	602	502	-	621 x 521
B34		3	144		650	800	602	752	621 x 248	621 x 521
B44		4	192		650	1050	602	1002	621 x 498	621 x 521
B54		5	240		650	1300	602	1252	621 x 498	621 x 771
B15	5	1	60	1	800	300	752	252	-	771 x 271
B25		2	120		800	550	752	502	-	771 x 521
B35		3	180		800	800	752	752	771 x 248	771 x 521
B45		4	240		800	1050	752	1002	771 x 498	771 x 521
B55		5	300		800	1300	752	1252	771 x 498	771 x 771
B16	6	1	72	2	950	300	902	252	-	921 x 271
B26		2	144		950	550	902	502	-	921 x 521
B36		3	216		950	800	902	752	921 x 248	921 x 521
B46		4	288		950	1050	902	1002	921 x 498	921 x 521
B56		5	360		950	1300	902	1252	921 x 498	921 x 771
B17	7	1	84	3	1100	300	1052	252	-	1071 x 271
B27		2	168		1100	550	1052	502	-	1071 x 521
B37		3	252		1100	800	1052	752	1071 x 248	1071 x 521
B47		4	336		1100	1050	1052	1002	1071 x 498	1071 x 521
B57		5	420		1100	1300	1052	1252	1071 x 498	1071 x 771
B18	8	1	96	4	1250	300	1202	252	-	1221 x 271
B28		2	192		1250	550	1202	502	-	1221 x 521
B38		3	288		1250	800	1202	752	1221 x 248	1221 x 521
B48		4	384		1250	1050	1202	1002	1221 x 498	1221 x 521
B58		5	480		1250	1300	1202	1252	1221 x 498	1221 x 771
B19	9	1	108	5	1400	300	1352	252	-	1371 x 271
B29		2	216		1400	550	1352	502	-	1371 x 521
B39		3	324		1400	800	1352	752	1371 x 248	1371 x 521
B49		4	432		1400	1050	1352	1002	1371 x 498	1371 x 521
B59		5	540		1400	1300	1352	1252	1371 x 498	1371 x 771

> Dimensions in mm | Double-wing doors on cabinets with three or more panel widths

ComfortLine B wall-mounting cabinets IP44

Dimensions and power loss

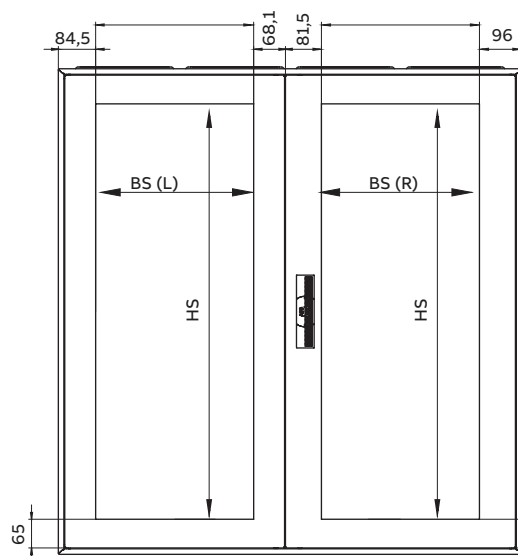


Type	GU	PW	SU	OH	External dimensions		Internal fastening		Power loss*
					H2	B2	H3	B3	PV (W)
B13	3	1	36	00	624 ± 12	371 ± 12	428	175	28.7
B23		2	72		624 ± 12	621 ± 12	428	425	47.2
B33		3	108		624 ± 12	871 ± 12	428	675	66.8
B14	4	1	48	0	774 ± 12	371 ± 12	578	175	35
B24		2	96		774 ± 12	621 ± 12	578	425	56
B34		3	144		774 ± 12	871 ± 12	578	675	59.5
B44		4	192		774 ± 12	1121 ± 12	578	925	80.4
B54		5	240		774 ± 12	1371 ± 12	578	1175	104.9
B15	5	1	60	1	924 ± 12	371 ± 12	728	175	41.4
B25		2	120		924 ± 12	621 ± 12	728	425	65
B35		3	180		924 ± 12	871 ± 12	728	675	69.4
B45		4	240		924 ± 12	1121 ± 12	728	925	96.1
B55		5	300		924 ± 12	1371 ± 12	728	1175	127.6
B16	6	1	72	2	1074 ± 12	371 ± 12	878	175	47.8
B26		2	144		1074 ± 12	621 ± 12	878	425	51.6
B36		3	216		1074 ± 12	871 ± 12	878	675	78.7
B46		4	288		1074 ± 12	1121 ± 12	878	925	111.9
B56		5	360		1074 ± 12	1371 ± 12	878	1175	150.1
B17	7	1	84	3	1224 ± 12	371 ± 12	1028	175	54.2
B27		2	168		1224 ± 12	621 ± 12	1028	425	60.4
B37		3	252		1224 ± 12	871 ± 12	1028	675	87.2
B47		4	336		1224 ± 12	1121 ± 12	1028	925	130.6
B57		5	420		1224 ± 12	1371 ± 12	1028	1175	170.3
B18	8	1	96	4	1374 ± 12	371 ± 12	1178	175	60.6
B28		2	192		1374 ± 12	621 ± 12	1178	425	68
B38		3	288		1374 ± 12	871 ± 12	1178	675	101
B48		4	384		1374 ± 12	1121 ± 12	1178	925	146.6
B58		5	480		1374 ± 12	1371 ± 12	1178	1175	189.7
B19	9	1	108	5	1524 ± 12	371 ± 12	1328	175	66.9
B29		2	216		1524 ± 12	621 ± 12	1328	425	77.4
B39		3	324		1524 ± 12	871 ± 12	1328	675	117.7
B49		4	432		1524 ± 12	1121 ± 12	1328	925	155.6
B59		5	540		1524 ± 12	1371 ± 12	1328	1175	204.7

> Dimensions in mm | * Power loss PV in WBtt Bt overtemperBture ΔT 20K

ComfortLine B wall-mounting cabinets IP44

Dimensions transparent doors



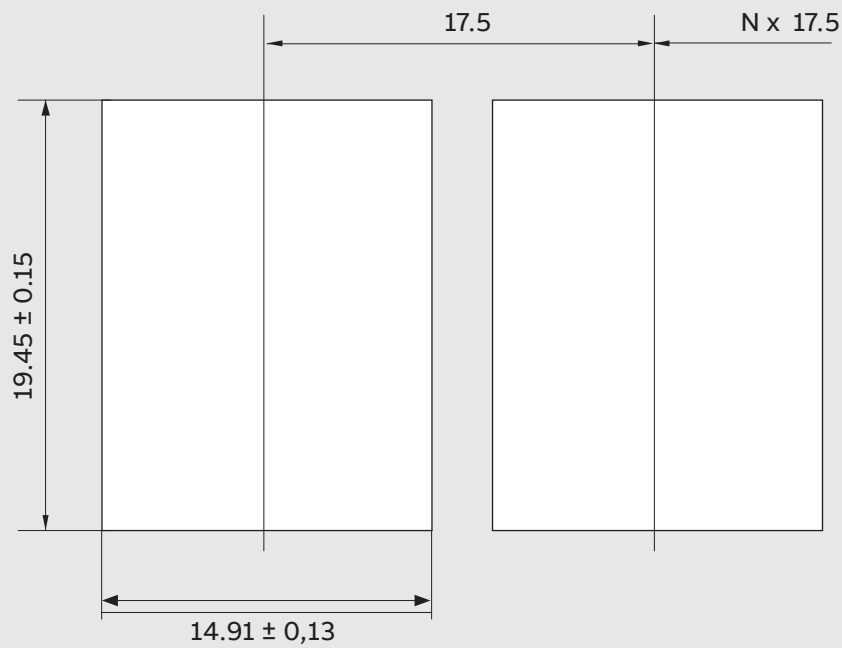
Cabinet				Door without closure			Door with closure		
Type	GU	PW	BH	Type	H x W	Window BS(L) HS x BS	Type	H x W	Window BS(R) HS x BS
B13	3	1	00	-	-	-	CTT13S	471 x 271	341 x 108
B23		2	00	-	-	-	CTT23S	471 x 521	341 x 358
B33		3	00	CTT13	471 x 248	341 x 108	CTT23S	471 x 521	341 x 358
B14	4	1	0	-	-	-	CTT14S	621 x 271	491 x 108
B24		2	0	-	-	-	CTT24S	621 x 521	491 x 358
B34		3	0	CTT14	621 x 248	491 x 108	CTT24S	621 x 521	491 x 358
B44		4	0	CTT24	621 x 498	491 x 358	CTT24S	621 x 521	491 x 358
B54		5	0	CTT24	621 x 498	491 x 358	CTT34S	621 x 771	491 x 608
B15	5	1	1	-	-	-	CTT15S	771 x 271	641 x 108
B25		2	1	-	-	-	CTT25S	771 x 521	641 x 358
B35		3	1	CTT15	771 x 248	641 x 108	CTT25S	771 x 521	641 x 358
B45		4	1	CTT25	771 x 498	641 x 358	CTT25S	771 x 521	641 x 358
B55		5	1	CTT25	771 x 498	641 x 358	CTT35S	771 x 771	641 x 608
B16	6	1	2	-	-	-	CTT16S	921 x 271	791 x 108
B26		2	2	-	-	-	CTT26S	921 x 521	791 x 358
B36		3	2	CTT16	921 x 248	791 x 108	CTT26S	921 x 521	791 x 358
B46		4	2	CTT26	921 x 498	791 x 358	CTT26S	921 x 521	791 x 358
B56		5	2	CTT26	921 x 498	791 x 358	CTT36S	921 x 771	791 x 608
B17	7	1	3	-	-	-	CTT17S	1071 x 271	941 x 108
B27		2	3	-	-	-	CTT27S	1071 x 521	941 x 358
B37		3	3	CTT17	1071 x 248	941 x 108	CTT27S	1071 x 521	941 x 358
B47		4	3	CTT27	1071 x 498	941 x 358	CTT27S	1071 x 521	941 x 358
B57		5	3	CTT27	1071 x 498	941 x 358	CTT37S	1071 x 771	941 x 608
B18	8	1	4	-	-	-	CTT18S	1221 x 271	1091 x 108
B28		2	4	-	-	-	CTT28S	1221 x 521	1091 x 358
B38		3	4	CTT18	1221 x 248	1091 x 108	CTT28S	1221 x 521	1091 x 358
B48		4	4	CTT28	1221 x 498	1091 x 358	CTT28S	1221 x 521	1091 x 358
B58		5	4	CTT28	1221 x 498	1091 x 358	CTT38S	1221 x 771	1091 x 608
B19	9	1	5	-	-	-	CTT19S	1371 x 271	1241 x 108
B29		2	5	-	-	-	CTT29S	1371 x 521	1241 x 358
B39		3	5	CTT19	1371 x 248	1241 x 108	CTT29S	1371 x 521	1241 x 358
B49		4	5	CTT29	1371 x 498	1241 x 358	CTT29S	1371 x 521	1241 x 358
B59		5	5	CTT29	1371 x 498	1241 x 358	CTT39S	1371 x 771	1241 x 608

> Dimensions in mm | Double-wing doors on cabinets with three or more panel widths

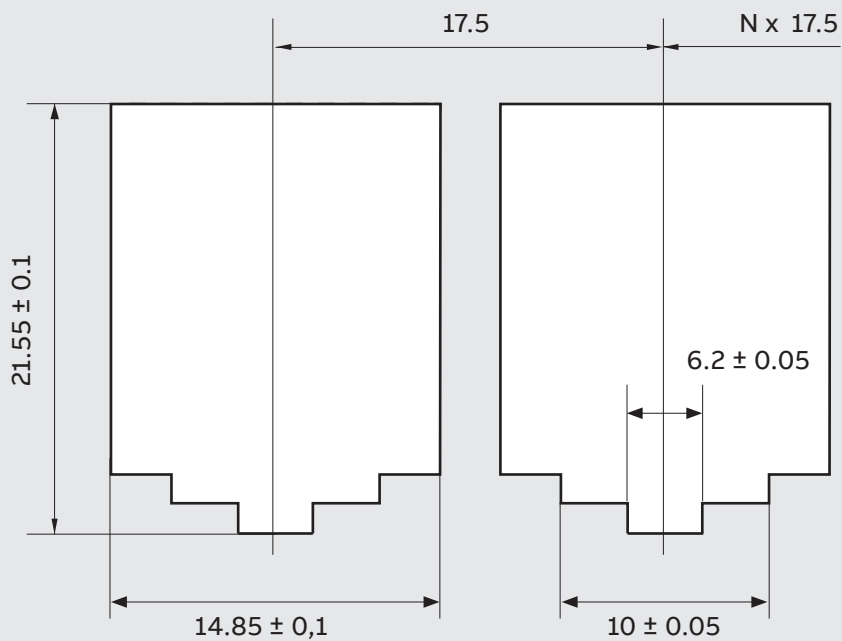
ComfortLine A/B wall-mounting cabinets IP44

Dimensions of the knockouts for the Keystone- and E-Dat-modules

Knockouts Keystone-modules



Knockouts E-Dat-modules





www.abb.com/lowvoltage

We reserve the right to make technical changes or modify the contents of this document without prior notice. With regard to purchase orders, the agreed particulars shall prevail. ABB does not accept any responsibility whatsoever for potential errors or possible lack of information in this document.

We reserve all rights in this document and in the subject matter and illustrations contained therein. Any reproduction, disclosure to third parties or utilization of its contents - in whole or in parts - is forbidden without prior written consent of ABB.

Copyright © 2020 ABB
All rights reserved.

