128, av. du Maréchal-de-Lattre-de-Tassigny - 87045 LIMOGES Cedex
Tel: +33(0)5 55 06 87 87 Fax: +33(0)5 55 06 88 88
www.legrand.com

Fibre optic drawer

Cat. No(s): 0 321 61/62/63/64/65/66/67- 0321 71/72/73/74

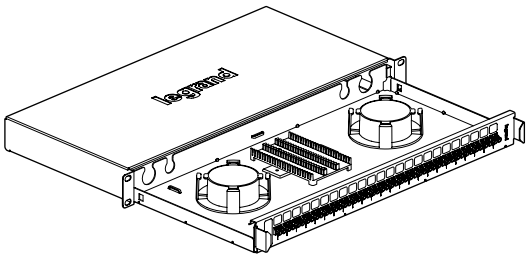

0 321 61/62/63/64/65/66/67

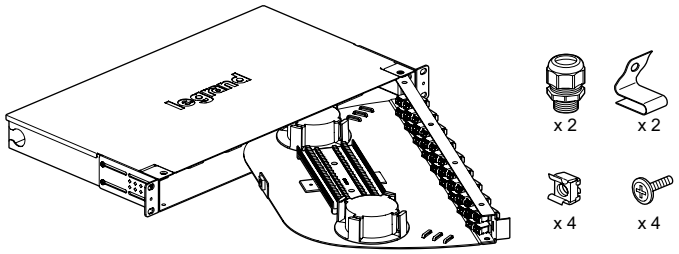

0321 71/72/73/74

1. USE

Metal 19" pre-equipped fibre optic drawers, 4 cable entries, supplied with screw fixing kit, 2 cable glands (Ø 13.5 and 16 mm), coiling system and splicing cassette.
Panel and optical ports marked on dedicated marking area.
Sliding: end stop at a 30° angle for easier wiring.
Rotating: supplied with left-to-right opening, reversible.

2. RANGE

0 321 61	**12 SC**	**Multi-mode Duplex**	**Beige**
0 321 62	**24 LC**	**Multi-mode Duplex**	**Beige**
0 321 63	**24 ST**	**Multi-mode**	**-**
0 321 64	**12 SC**	**Single-mode Duplex**	**Blue**
0 321 65	**24 LC**	**Single-mode Duplex**	**Blue**
0 321 66	**12 SC APC**	**Single-mode Duplex**	**Green**
0 321 67	**24 LC APC**	**Single-mode Duplex**	**Green**
0 321 71	**36 LC**	**Multi-mode Duplex**	**Beige**
0 321 72	**18 SC**	**Multi-mode Duplex**	**Beige**
0 321 73	**36 LC**	**Single-mode Duplex**	**Blue**
0 321 74	**18 SC**	**Single-mode Duplex**	**Blue**

3. DIMENSIONS (mm)

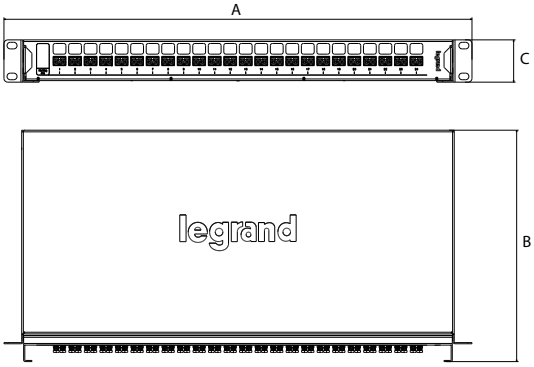

0 321 61/62/63/64/65/66/67

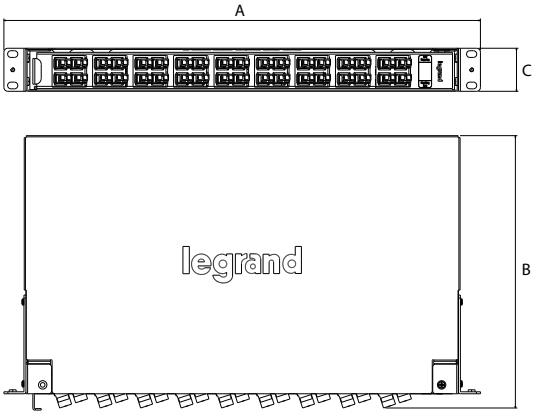

0 321 71/72/73/74

Cat. Nos.	A	B	C
0 321 61/62/63/64/65/66/67	482.6	238.6	43.6
0 321 71/72/73/74	482.6	275.8	43.6

4. CONNECTION

Straight panel

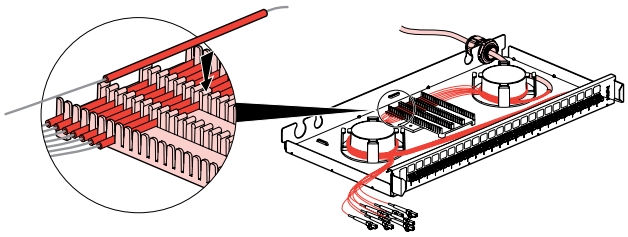

Rotating panel

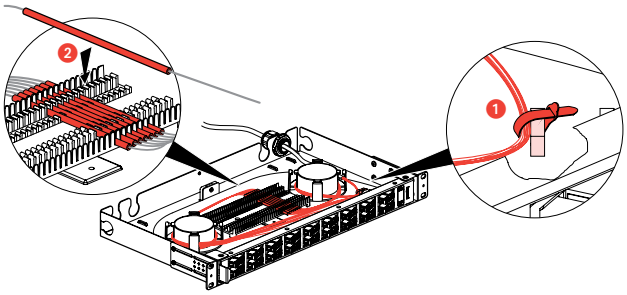

5. TECHNICAL CHARACTERISTICS

5.1 Drawer characteristics
Sliding:
Depth: 220 mm, height 1 U
Maximum capacity:
48 LC connectors
24 SC connectors
24 ST connectors

Rotating:
Depth: 260 mm, height 1 U
Maximum capacity:
72 LC connectors
36 SC connectors

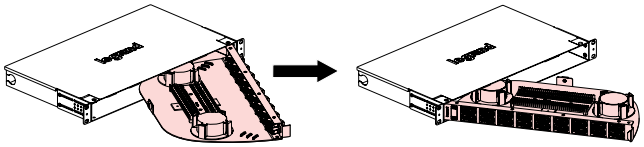

Supplied with screws and wiring accessories:
- For fixing in the 19" rack:
4 screws and nuts/4 screws
- For the fibre optic cable:
2 cable glands (1 x PG16/1 x PG13.5)
2 accessories for coiling the fibres
1 drawer holder for fixing on the rack
1 splice holder, fitted but repositionable

Marking and identifying ports

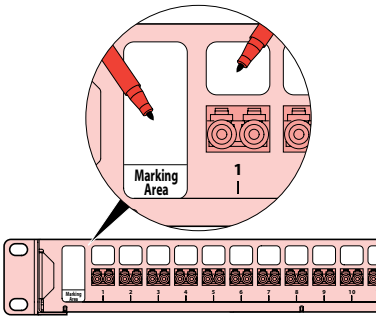

5. TECHNICAL CHARACTERISTICS (continued)

5.2 Connector characteristics
ST connector
- Helical shape
- Locked by "push and turn" bayonet type connector

Single-mode - multi-mode SC connector
- Rectangular shape
- "Push-pull" latch type locking
- Suitable for a large number of active devices
- Recommended in the generic standards ISO/IEC 11801 and EN 50173

LC connector
- Rectangular shape
- Tab locking
- Dimension: Half the size of a conventional SC connector

Single-mode SC/APC connector
- Rectangular shape
- "Push-pull" latch type locking
- Endurance (500 insertions): maximum increase of 0.2 dB
- Suitable for a large number of active devices
- Recommended in the generic standards ISO/IEC 11801 and EN 50173

Protection class: IP 20
Impact resistance: IK 40

6.3 Climate characteristics
Storage and operating temperature: -10°C to +60°C